






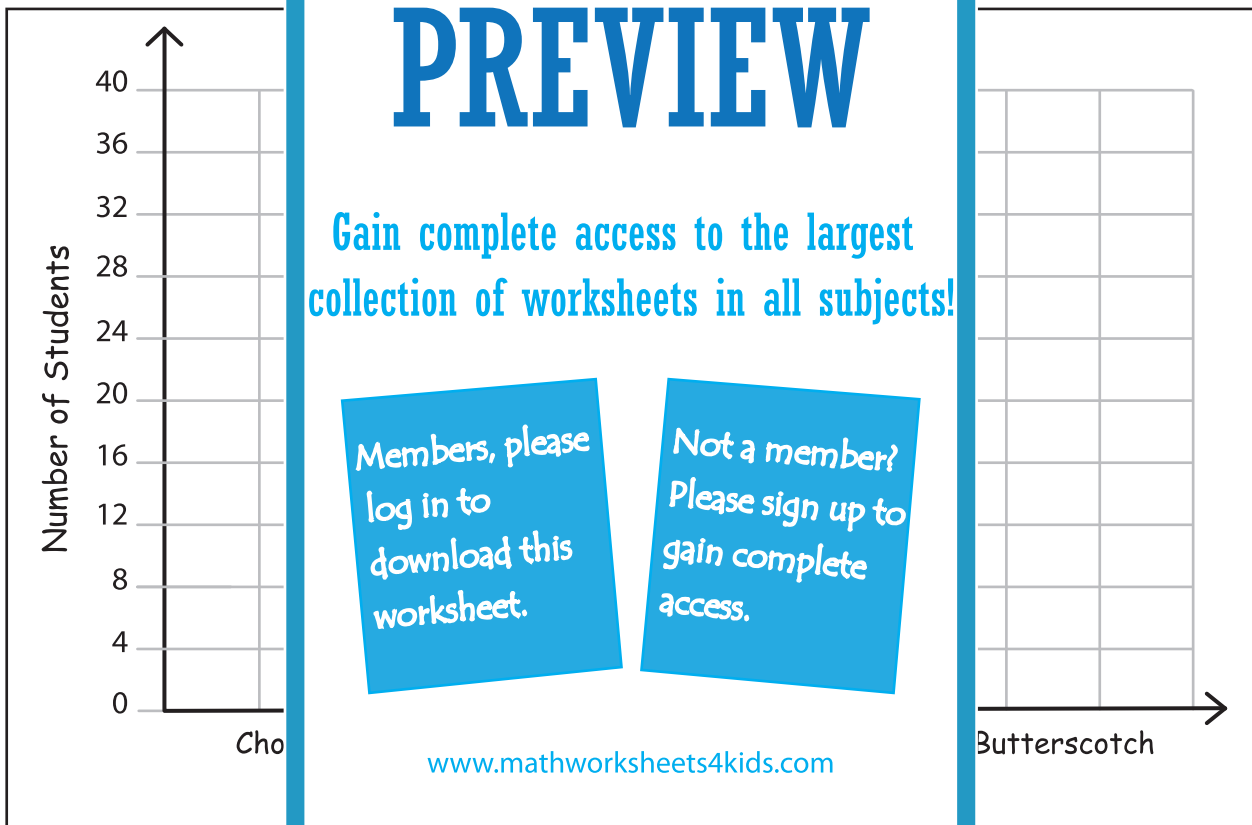
Name : \_\_\_\_\_

## Bar Graph - Ice-Cream Flavors

Sheet 2

Mrs. Barbara, a third-grade teacher, recorded data on her students' favorite ice-cream flavors. Read the data and draw a bar graph. Answer the questions.

Chocolate	Pistachio	Vanilla	Strawberry	Butterscotch
				
36	16	12	22	24



- 1) Which was more popular: chocolate or butterscotch? \_\_\_\_\_
- 2) How many fewer children liked pistachio than strawberry \_\_\_\_\_
- 3) Which flavor was the third most popular?  
 Chocolate    Pistachio    Vanilla    Strawberry    Butterscotch
- 4) How many children participated in the survey? \_\_\_\_\_