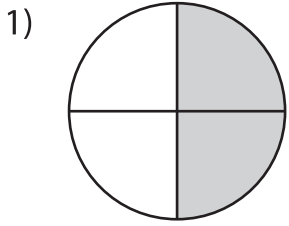
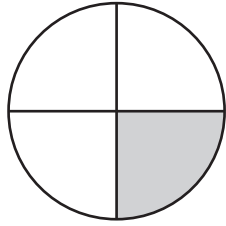


Comparing Fractions - Pie Model

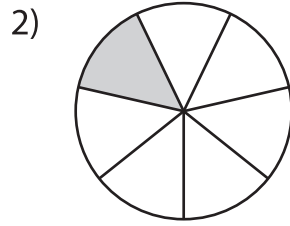
Compare the fractions using the symbols: >, <, or =.



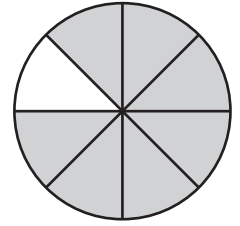
$\frac{2}{4}$



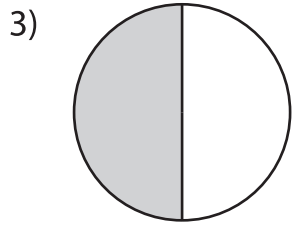
$\frac{1}{4}$



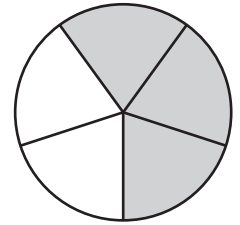
$\frac{1}{7}$



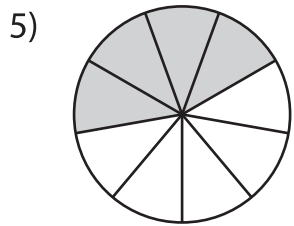
$\frac{7}{8}$



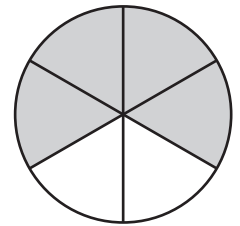
$\frac{1}{2}$



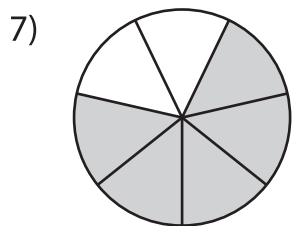
$\frac{3}{5}$



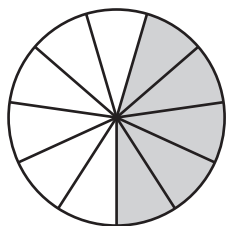
$\frac{4}{9}$



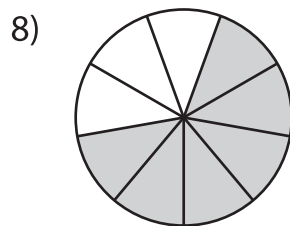
$\frac{4}{6}$



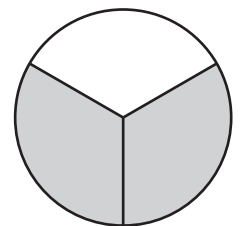
$\frac{5}{7}$



$\frac{5}{11}$



$\frac{6}{9}$



$\frac{2}{3}$

PREVIEW

Gain complete access to the largest collection of worksheets in all subjects!

Members, please log in to download this worksheet.

Not a member? Please sign up to gain complete access.

www.mathworksheets4kids.com