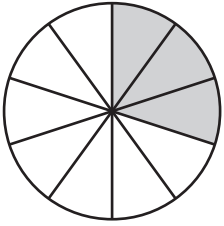


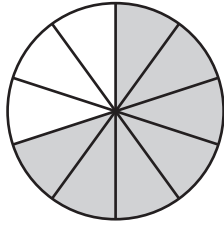
Comparing Fractions - Pie Model

Compare the fractions using the symbols: $>$, $<$, or $=$.

1)

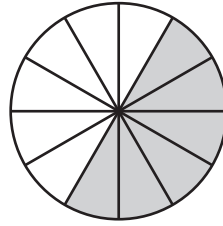


$\frac{3}{10}$

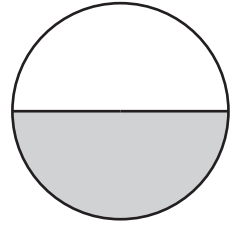


$\frac{7}{10}$

2)

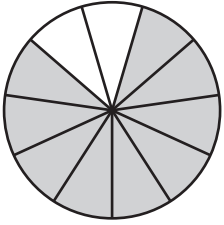


$\frac{6}{12}$

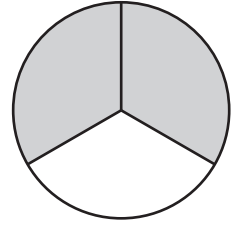


$\frac{1}{2}$

3)

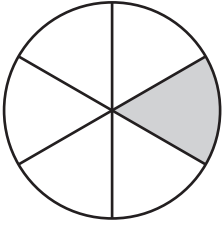


$\frac{9}{11}$

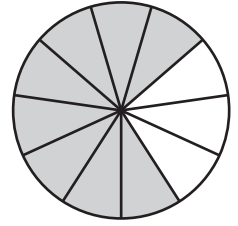


$\frac{2}{3}$

5)

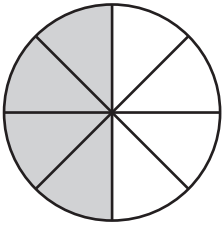


$\frac{1}{6}$

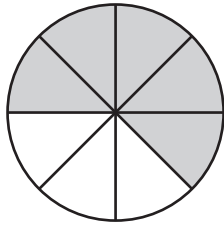


$\frac{8}{11}$

7)

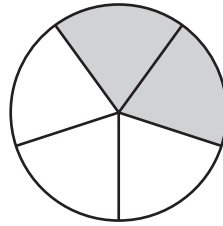


$\frac{4}{8}$

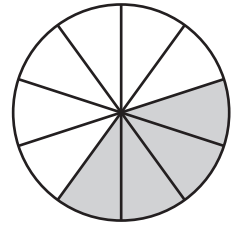


$\frac{5}{8}$

8)



$\frac{2}{5}$



$\frac{4}{10}$

PREVIEW

Gain complete access to the largest
collection of worksheets in all subjects!

Members, please
log in to
download this
worksheet.

Not a member?
Please sign up to
gain complete
access.

www.mathworksheets4kids.com