

Graphing Inequalities

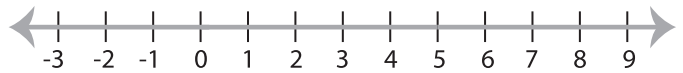
MS3

Graph the inequality :

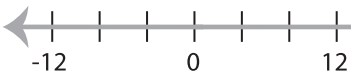
1) $x \leq -7$



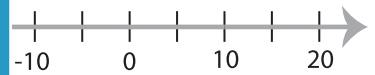
2) $x \leq 5$



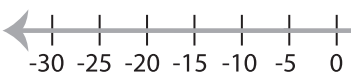
3) $x > 16$



4) $x \geq 10$



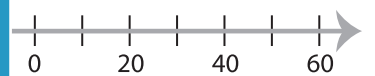
5) $x \leq -5$



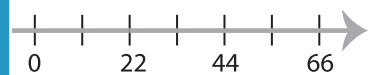
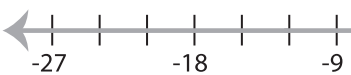
PREVIEW
Gain complete access to the largest
collection of worksheets in all subjects!

Members, please
log in to
download this
worksheet.

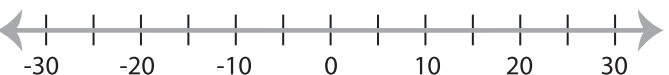
Not a member?
Please sign up to
gain complete
access.



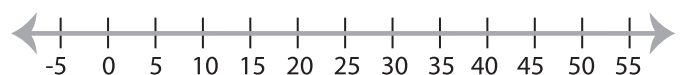
7) $x \geq -12$



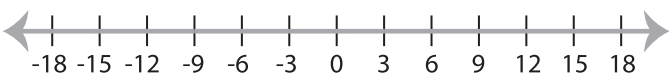
9) $x < 15$



www.mathworksheets4kids.com



11) $x > 3$



12) $x \geq -14$

