

Name : _____

Score : _____

Writing Inequalities

MS3

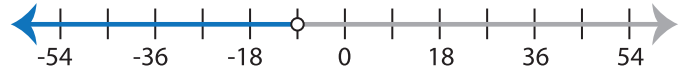
Write the inequality that best describes each graph :

1)



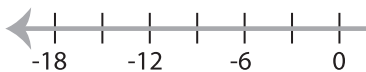
Inequality : _____

2)



Inequality : _____

3)



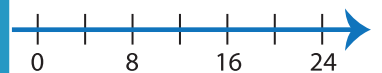
Inequality : _____



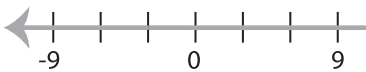
5)



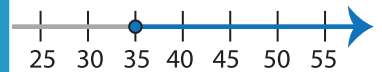
Inequality : _____



7)

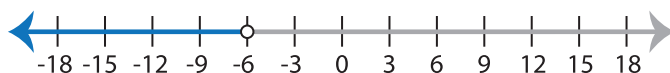


Inequality : _____



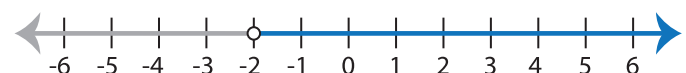
Inequality : _____

9)



Inequality : _____

10)



Inequality : _____

PREVIEW

Gain complete access to the largest collection of worksheets in all subjects!

Members, please log in to download this worksheet.

Not a member? Please sign up to gain complete access.

www.mathworksheets4kids.com