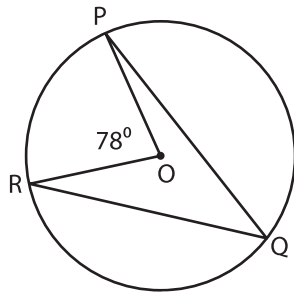


Central and Inscribed Angles

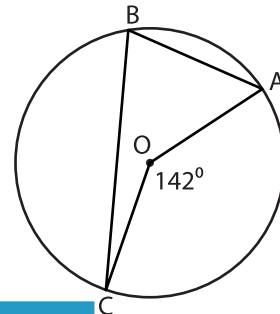
Find the measure of the inscribed angle in each circle using the central angle.

1)



$m\angle PQR =$ _____

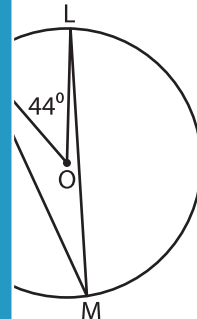
2)



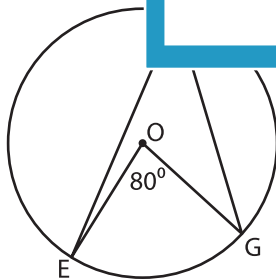
3)



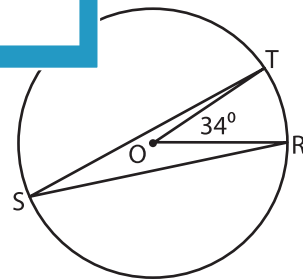
$m\angle XYZ =$ _____



5)



$m\angle EFG =$ _____



$m\angle RST =$ _____

PREVIEW

Gain complete access to the largest collection of worksheets in all subjects!

Members, please log in to download this worksheet.

Not a member? Please sign up to gain complete access.

www.mathworksheets4kids.com