
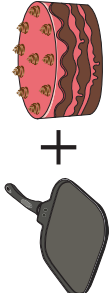


Name : \_\_\_\_\_


# Compound Words

Cut and glue the right compound word below each pair of pictures.


 +


 +




 +



 +

 +

 +

**PREVIEW**

Gain complete access to the largest collection of worksheets in all subjects!

Members, please log in to download this worksheet.

Not a member? Please sign up to gain complete access.

[www.mathworksheets4kids.com](http://www.mathworksheets4kids.com)



- |         |            |            |            |          |
|---------|------------|------------|------------|----------|
| pancake | catfish    | wheelchair | buttercup  | doorbell |
| eardrum | sunglasses | honeycomb  | basketball | handbag  |