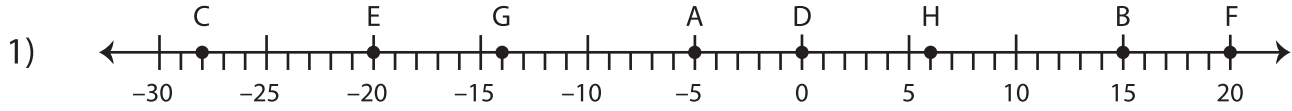
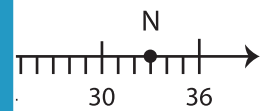
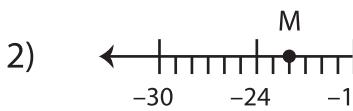


**Find the Midpoint**

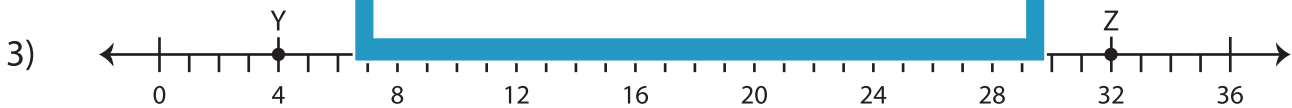
Use the number line to find the midpoints.



- a) Midpoint of  $\overline{GH}$  :   -4
- b) Midpoint of  $\overline{DF}$  : \_\_\_\_\_
- c) Midpoint of \_\_\_\_\_
- d) Midpoint of  $\overline{AB}$  : \_\_\_\_\_
- e) Midpoint of  $\overline{HF}$  : \_\_\_\_\_



- a) Midpoint of \_\_\_\_\_
- b) Midpoint of \_\_\_\_\_
- c) Midpoint of \_\_\_\_\_
- d) Midpoint of \_\_\_\_\_
- e) Midpoint of \_\_\_\_\_



- a) Midpoint of  $\overline{VX}$  : \_\_\_\_\_
- b) Midpoint of  $\overline{WZ}$  : \_\_\_\_\_
- c) Midpoint of  $\overline{YV}$  : \_\_\_\_\_
- d) Midpoint of  $\overline{XW}$  : \_\_\_\_\_
- e) Midpoint of  $\overline{YX}$  : \_\_\_\_\_
- f) Midpoint of  $\overline{VZ}$  : \_\_\_\_\_

# PREVIEW

Gain complete access to the largest collection of worksheets in all subjects!

Members, please log in to download this worksheet.

Not a member? Please sign up to gain complete access.

www.mathworksheets4kids.com