









Equivalent Pattern

Sheet 1

Download the stickers and cut-out your favorite graphics. Create equivalent pattern by pasting them under each pattern.

1)

							
---	---	---	---	---	---	---	---

2)

		<div style="border: 2px solid blue; padding: 10px; text-align: center;"> <h2>PREVIEW</h2> <p>Gain complete access to the largest collection of worksheets in all subjects!</p> <div style="display: flex; justify-content: space-around;"> <div style="background-color: #007bff; color: white; padding: 5px; transform: rotate(-2deg);">Members, please log in to download this worksheet.</div> <div style="background-color: #007bff; color: white; padding: 5px; transform: rotate(2deg);">Not a member? Please sign up to gain complete access.</div> </div> <p>www.mathworksheets4kids.com</p> </div>					
---	---	--	--	--	--	---	---









3)

		<div style="border: 2px solid blue; padding: 10px; text-align: center;"> <h2>PREVIEW</h2> <p>Gain complete access to the largest collection of worksheets in all subjects!</p> <div style="display: flex; justify-content: space-around;"> <div style="background-color: #007bff; color: white; padding: 5px; transform: rotate(-2deg);">Members, please log in to download this worksheet.</div> <div style="background-color: #007bff; color: white; padding: 5px; transform: rotate(2deg);">Not a member? Please sign up to gain complete access.</div> </div> <p>www.mathworksheets4kids.com</p> </div>					
---	---	--	--	--	--	---	---

4)

		<div style="border: 2px solid blue; padding: 10px; text-align: center;"> <h2>PREVIEW</h2> <p>Gain complete access to the largest collection of worksheets in all subjects!</p> <div style="display: flex; justify-content: space-around;"> <div style="background-color: #007bff; color: white; padding: 5px; transform: rotate(-2deg);">Members, please log in to download this worksheet.</div> <div style="background-color: #007bff; color: white; padding: 5px; transform: rotate(2deg);">Not a member? Please sign up to gain complete access.</div> </div> <p>www.mathworksheets4kids.com</p> </div>					
---	---	--	--	--	--	---	---

5)

							
---	---	---	---	---	---	---	---



PREVIEW

Gain complete access to the largest collection of worksheets in all subjects!

Members, please log in to download this worksheet.

Not a member? Please sign up to gain complete access.

www.mathworksheets4kids.com