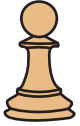

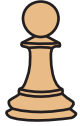

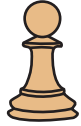

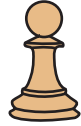



Equivalent Pattern

Download the stickers and cut-out your favorite graphics. Create equivalent pattern by pasting them under each pattern.



1)

2)









3)

4)

5)

PREVIEW

Gain complete access to the largest collection of worksheets in all subjects!

Members, please log in to download this worksheet.

Not a member? Please sign up to gain complete access.

www.mathworksheets4kids.com



PREVIEW

Gain complete access to the largest collection of worksheets in all subjects!

Members, please log in to download this worksheet.

Not a member? Please sign up to gain complete access.

www.mathworksheets4kids.com