


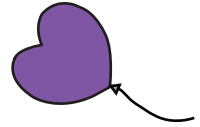
Identifying Size Pattern

Circle the correct size that goes next in each pattern.


1)



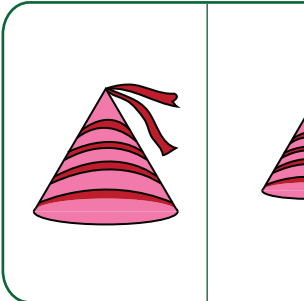
a)



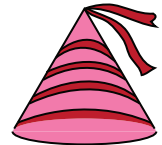
b)



2)



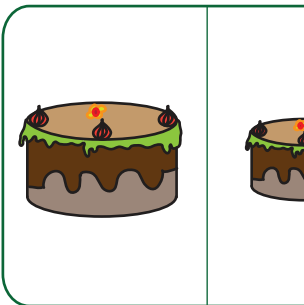
a)



b)



3)



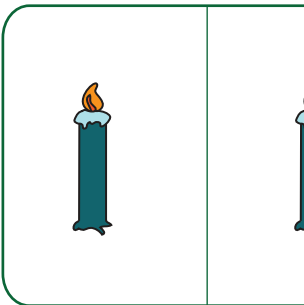
a)



b)



4)



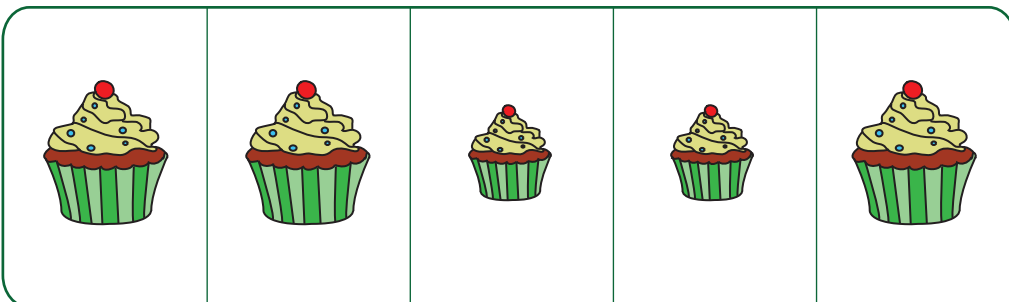
a)



b)



5)



a)



b)



PREVIEW

Gain complete access to the largest
collection of worksheets in all subjects!

Members, please
log in to
download this
worksheet.

Not a member?
Please sign up to
gain complete
access.

www.mathworksheets4kids.com