






Name : \_\_\_\_\_

## Pictograph - Weekend Getaway



Sheet 3

Five families went on a weekend trip to different destinations by car. The pictograph shows the number of miles traveled by each family. Use the information from the graph to answer the questions.

Weekend Getaway	
Family	Number of Miles Traveled
Gary's Family	
Ronald's Family	
Craig's Family	
Brad's Family	
Karl's Family	

**PREVIEW**

Gain complete access to the largest collection of worksheets in all subjects!

Members, please log in to download this worksheet.

Not a member? Please sign up to gain complete access.

[www.mathworksheets4kids.com](http://www.mathworksheets4kids.com)

- 1) Which family traveled the most distance? \_\_\_\_\_
- 2) How many miles did Brad's family travel? \_\_\_\_\_
- 3) How many fewer miles did Craig's family travel than Karl's family? \_\_\_\_\_
- 4) Was Ronald's family traveling twice the distance of Craig's family? \_\_\_\_\_
- 5) Name the families who traveled more than 500 miles.  
\_\_\_\_\_