

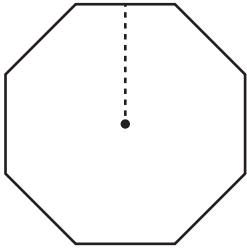
Name : _____

Finding Apothem

L2S2

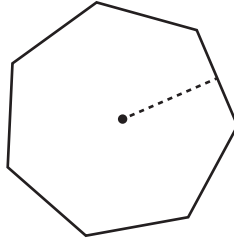
Find the apothem of each polygon using the given information. Round your answer to two decimal places.

1)

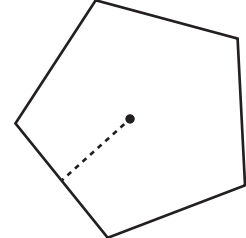


Radius = 25.5 ft
Apothem = _____

2)

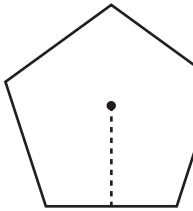


3)



Perimeter = 84 in
Apothem = _____

4)



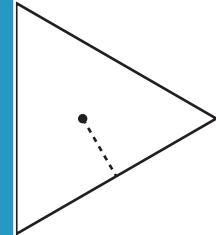
Area = 63.24 yd²
Apothem = _____

PREVIEW
Gain complete access to the largest collection of worksheets in all subjects!

Members, please log in to download this worksheet.

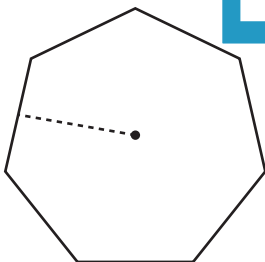
Not a member? Please sign up to gain complete access.

www.mathworksheets4kids.com

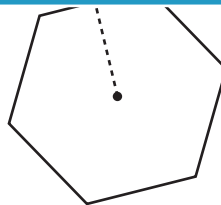


Perimeter = 192 ft
Apothem = _____

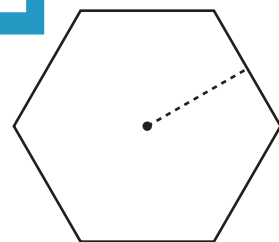
7)



Area = 354 in²
Apothem = _____



Radius = 7.5 yd
Apothem = _____



Area = 96 yd²
Apothem = _____