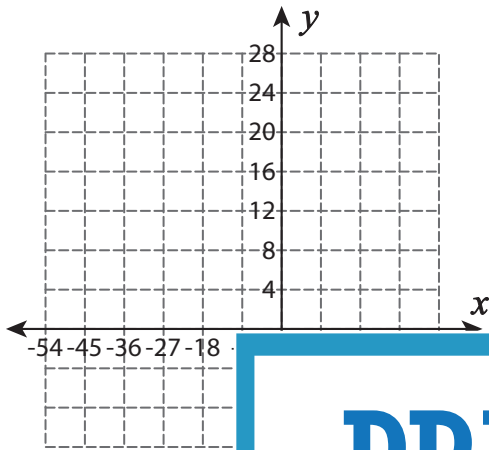


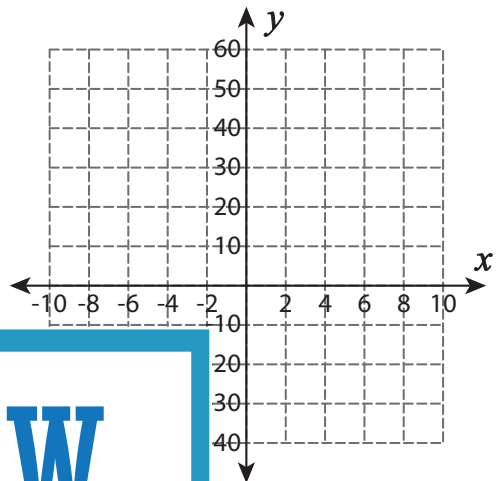
Draw a Graph

Draw the graph to show the proportional relationship $y = kx$.

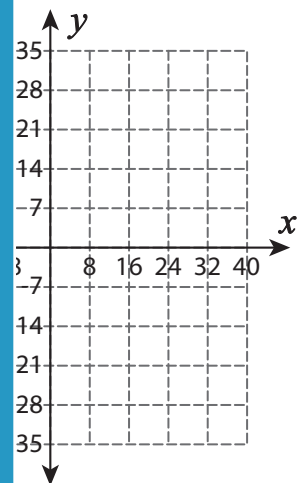
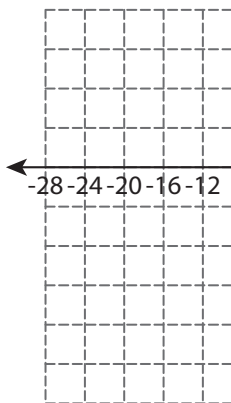
1) $k = \frac{4}{9}$



2) $k = 5$



3) $k = 2$



PREVIEW

Gain complete access to the largest collection of worksheets in all subjects!

Members, please log in to download this worksheet.

Not a member? Please sign up to gain complete access.

www.mathworksheets4kids.com

5) $k = \frac{1}{2}$

