

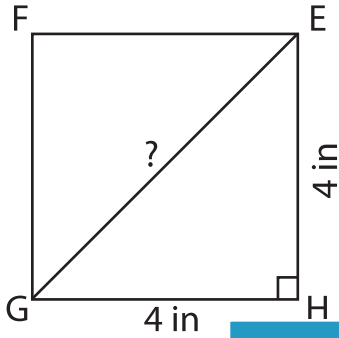
Name : _____

Pythagorean Theorem - Shapes

Sheet 2

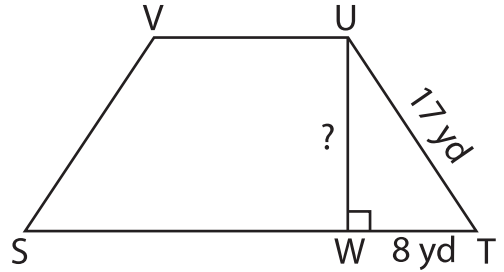
Use the Pythagorean theorem. Find the length of the unknown side in each figure. Round the answer to the nearest tenth.

1)

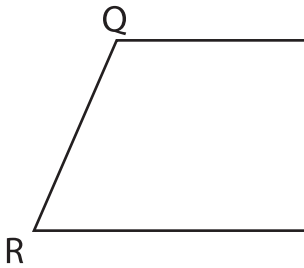


EG = _____

2)

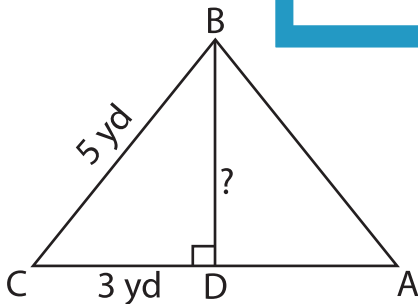


3)

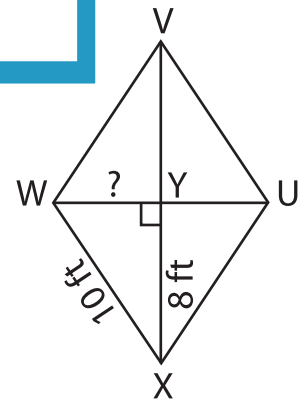


PS = _____

5)



BD = _____



YW = _____

PREVIEW

Gain complete access to the largest collection of worksheets in all subjects!

Members, please log in to download this worksheet.

Not a member? Please sign up to gain complete access.

www.mathworksheets4kids.com