

Name : \_\_\_\_\_

## Scale Factors - MCQ

Sheet 1

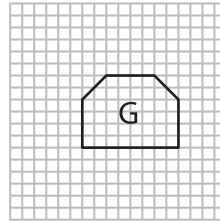
1) What would be the actual length, if the length of the model is 25 ft and the scale factor is lesser than one?

a) 20 ft

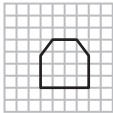
b) 25 ft

c) 30 ft

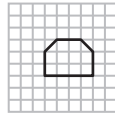
2) Which figure is the scaled copy of figure G?



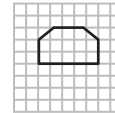
a)



b)



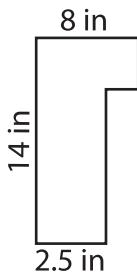
c)



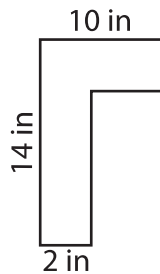
3) Which of the following figures is the scaled copy of the figure A?



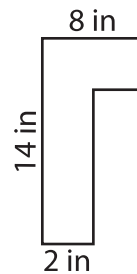
a)



b)



c)



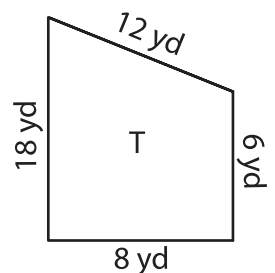
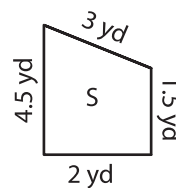
4) What happens to the new image if the scale factor of the original image to new image is 1 : 3?

a) Enlargement

b) Reduction

c) Remains same

5) Identify the scale factor of figure S to T.



a) 4 : 1

b) 1 : 4

c) 1 : 4.5