

















Name : \_\_\_\_\_

## Materials and Properties

Cut the picture cards. Sort them by materials and glue them in the correct columns.

Glass	Wood	Metal	Plastic
			
			
			
			

# PREVIEW

Gain complete access to the largest collection of worksheets in all subjects!


Members, please log in to download this worksheet.

Not a member? Please sign up to gain complete access.

[www.mathworksheets4kids.com](http://www.mathworksheets4kids.com)

Name : \_\_\_\_\_

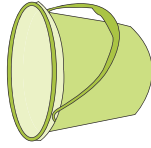
## Materials and Properties



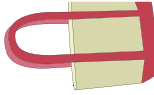
bow



tire



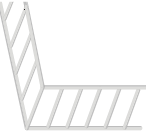
bucket



tote bag



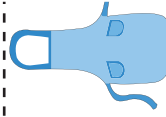
barrel



ladder



screw



apron



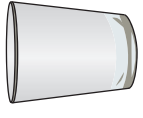
bottle



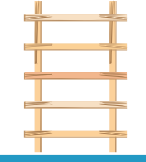
closet



bulb



glass



fence



boots



rubber bands



trumpet

**PREVIEW**

Gain complete access to the largest collection of worksheets in all subjects!

Members, please log in to download this worksheet.

Not a member? Please sign up to gain complete access.

[www.mathworksheets4kids.com](http://www.mathworksheets4kids.com)

safety pin

jar