


Name : \_\_\_\_\_


## Physical and Chemical Changes

Cut out the picture cards, sort them into physical or chemical changes, and glue them where they belong.

### Physical Change



### Chemical Change



# PREVIEW

Gain complete access to the largest collection of worksheets in all subjects!


Members, please log in to download this worksheet.

Not a member? Please sign up to gain complete access.


[www.mathworksheets4kids.com](http://www.mathworksheets4kids.com)

Name : \_\_\_\_\_

# Physical and Chemical Changes




↑




chopping wood



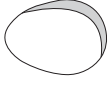
a banana




↑



folding a piece of paper



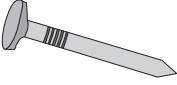
↑




frying an egg




melting




↑




a nail rusting




↑



fermenting milk into yogurt



breaking



bursting fireworks

**PREVIEW**

Gain complete access to the largest collection of worksheets in all subjects!

Members, please log in to download this worksheet.

Not a member? Please sign up to gain complete access.

[www.mathworksheets4kids.com](http://www.mathworksheets4kids.com)