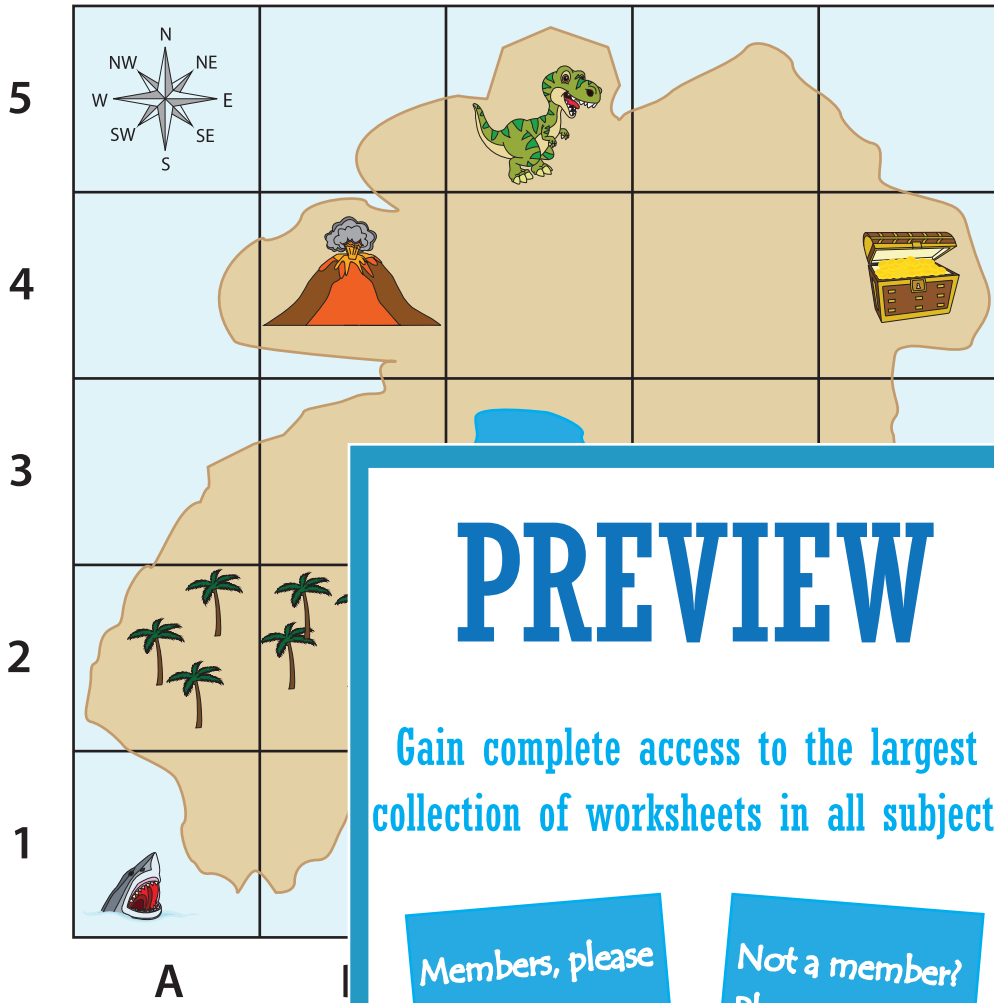











Name: _____

Reading a Treasure Map using a Map Grid

Look at the treasure map on the grid, and answer the questions.



KEY

	Dinosaur
	Volcano
	Treasure
	Pond
	Forest
	Mountain
	Shark
	Ship
	Crocodile

PREVIEW

Gain complete access to the largest collection of worksheets in all subjects!

Members, please log in to download this worksheet.

Not a member? Please sign up to gain complete access.

www.mathworksheets4kids.com

1) Where is the treasure?

E, 4

2) What is located at A, 2?

3) Where is the ship?

4) Where is the dinosaur?

5) What are the coordinates of the pond?

6) What is located at A, 2 and B, 2?