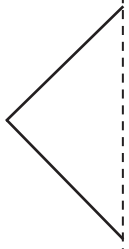





Cut-Paste Activity

One half of the symmetric shapes are given. Cut the other half of the shapes given at the bottom of the page and paste it to complete the shapes.

		
	<div style="border: 2px solid blue; padding: 10px; text-align: left;"> <h1 style="margin: 0;">PREVIEW</h1> <p style="margin: 5px 0;">Gain complete access to the largest collection of worksheets in all subjects!</p> <div style="display: flex; justify-content: space-around; margin: 10px 0;"> <div style="background-color: #007bff; color: white; padding: 5px; width: 40%; transform: rotate(-2deg);"> <p>Members, please log in to download this worksheet.</p> </div> <div style="background-color: #007bff; color: white; padding: 5px; width: 40%; transform: rotate(2deg);"> <p>Not a member? Please sign up to gain complete access.</p> </div> </div> <p style="margin: 0;">www.mathworksheets4kids.com</p> </div>	