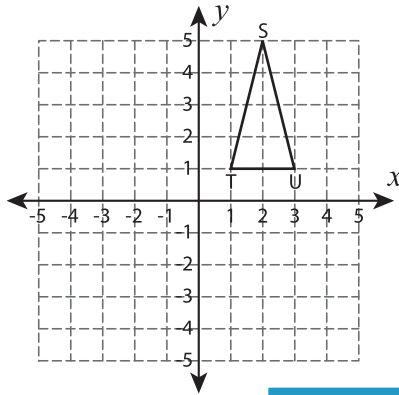


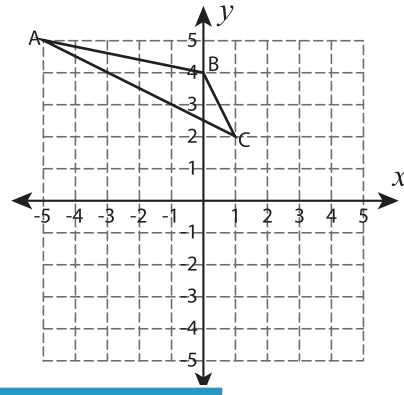
Transform the Triangles

Graph the image of each triangle after the given transformation.

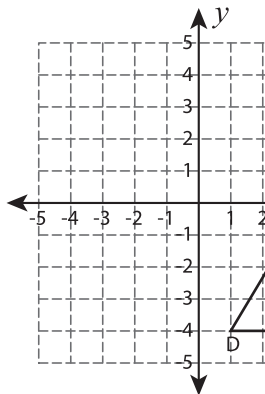
1) 180° rotation about the origin



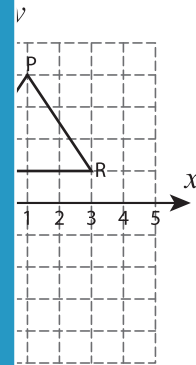
2) Translate 3 units right and 7 units down



3) Reflection across the y



se rotation about the origin



PREVIEW

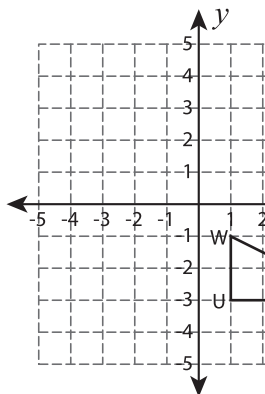
Gain complete access to the largest collection of worksheets in all subjects!

Members, please log in to download this worksheet.

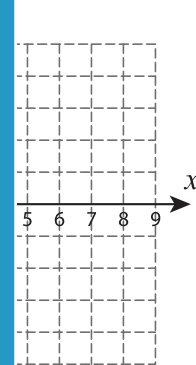
Not a member? Please sign up to gain complete access.

www.mathworksheets4kids.com

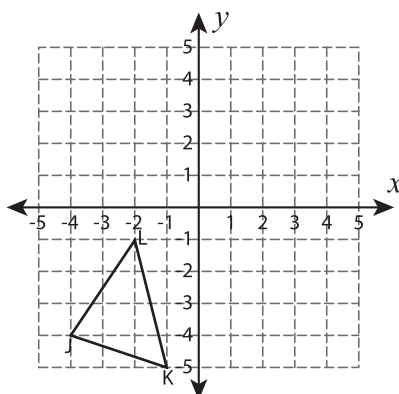
5) Translate 5 units left ar



the line $x = 4$



7) 90° clockwise rotation about the origin



8) Translate 2 units down and 6 units left

