

Venn Diagram

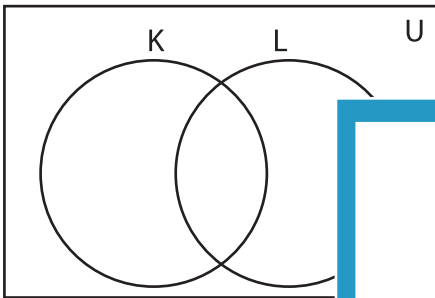
L1S3

Complete the Venn diagram.

1) $U = \{1, 2, 4, 6, 8, 9, 12, 15, 18, 24, 25, 28, 32, 44, 50\}$

$K = \{1, 2, 6, 15, 25, 28, 44\}$

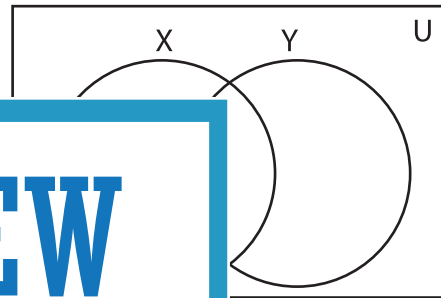
$L = \{1, 4, 6, 9, 18, 28, 32, 50\}$



2) $U = \{4, 7, 10, 11, 18, 27, 36, 37, 41, 43, 47, 49\}$

$X = \{4, 7, 18, 36, 41, 47\}$

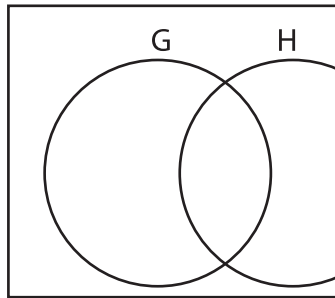
$Y = \{4, 7, 27, 37, 43, 47\}$



3) $U = \{3, 5, 14, 17, 19, 22, 25, 28, 30, 35, 39, 40, 50\}$

$G = \{14, 17, 19, 22, 33, 35, 39, 40\}$

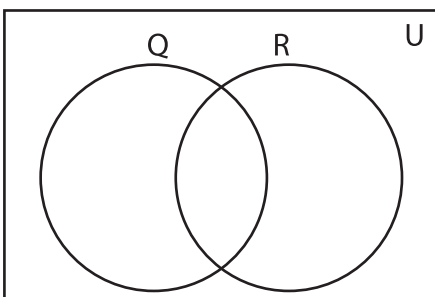
$H = \{3, 14, 19, 25, 33, 39\}$



5) $U = \{2, 8, 13, 19, 23, 26, 29, 33, 38, 46, 48\}$

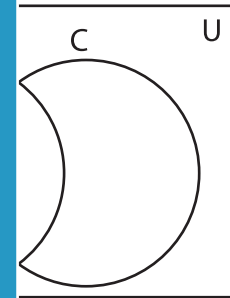
$Q = \{2, 8, 23, 29, 38, 46\}$

$R = \{2, 8, 19, 26, 29, 33, 48\}$



$C = \{5, 7, 8, 9, 20, 30, 40, 50\}$

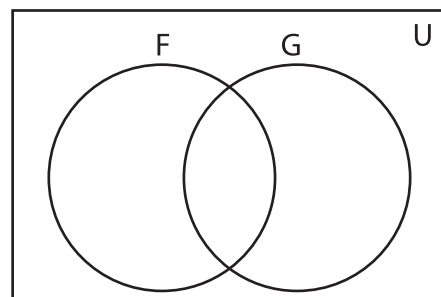
$D = \{30, 40\}$



$E = \{14, 16, 21, 22, 31, 36, 41, 45\}$

$F = \{5, 9, 11, 16, 22, 31\}$

$G = \{1, 3, 11, 22, 36, 41\}$



PREVIEW

Gain complete access to the largest collection of worksheets in all subjects!

Members, please log in to download this worksheet.

Not a member? Please sign up to gain complete access.

www.mathworksheets4kids.com