


# Draw the Antonyms

Illustrate and write the antonym for each word.

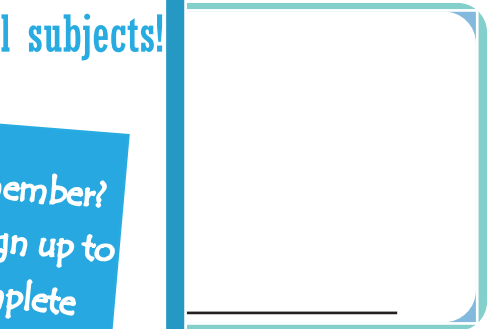
1)



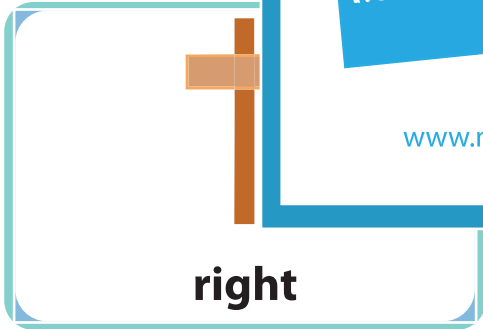
2)




3)



4)



5)



**PREVIEW**

Gain complete access to the largest collection of worksheets in all subjects!

Members, please log in to download this worksheet.

Not a member? Please sign up to gain complete access.

[www.mathworksheets4kids.com](http://www.mathworksheets4kids.com)