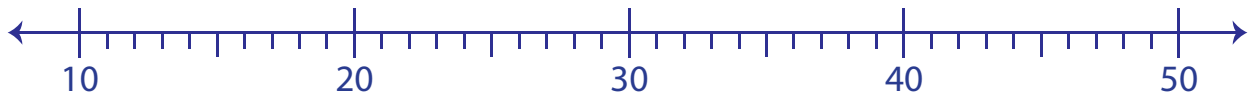


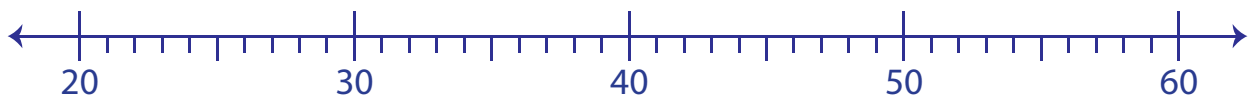
## Read and Interpret the Plot

Level 1: S1

- 1) The incubation time (in days) of a canary, dove, mynah, pegeon, parakeet, raven, chicken, cockatoo, peafowl, turkey, swan and muscovy duck are observed and a plot has been drawn. Read the plot and answer the questions.



- a) Write the first quartile from the given plot. \_\_\_\_\_
- b) What is the maximum incubation time? \_\_\_\_\_
- c) What is the median? \_\_\_\_\_
- 2) An electronic gadgets distributor distributes various brands of mobiles to retailers. The data for the number of smartphones distributed in nine months (Jan-Sep) are collected to make a box-and-whisker plot. Read the plot and answer the questions.

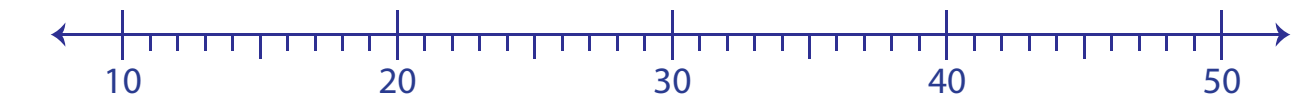


- a) Write the median from the above given plot. \_\_\_\_\_
- b) What is the least number of smartphones distributed? \_\_\_\_\_
- c) Write the third quartile from the given plot. \_\_\_\_\_

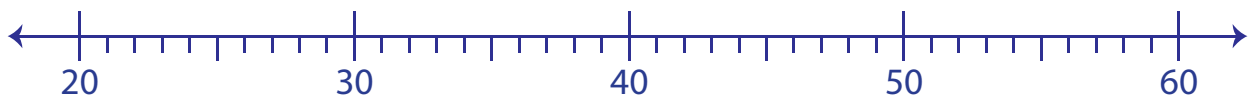
**Read and Interpret the Plot**

Level 1: S1

- 1) The incubation time (in days) of a canary, dove, mynah, pegeon, parakeet, raven, chicken, cockatoo, peafowl, turkey, swan and muscovy duck are observed and a plot has been drawn. Read the plot and answer the questions.



- a) Write the first quartile from the given plot. 15.5
- b) What is the maximum incubation time? 35 days
- c) What is the median? 20.5
- 2) An electronic gadgets distributor distributes various brands of mobiles to retailers. The data for the number of smartphones distributed in nine months (Jan-Sep) are collected to make a box-and-whisker plot. Read the plot and answer the questions.



- a) Write the median from the above given plot. 40
- b) What is the least number of smartphones distributed? 34 smartphones
- c) Write the third quartile from the given plot. 48.5