

Name : _____

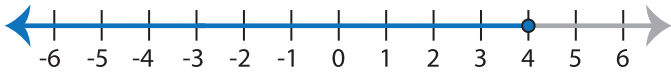
Score : _____

Writing Inequalities

ES1

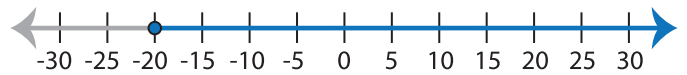
Write the inequality that best describes each graph :

1)



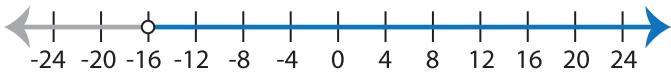
Inequality : _____

2)



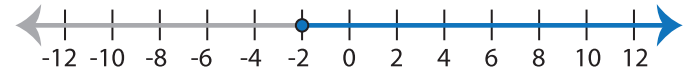
Inequality : _____

3)



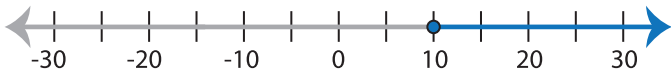
Inequality : _____

4)



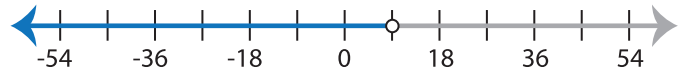
Inequality : _____

5)



Inequality : _____

6)



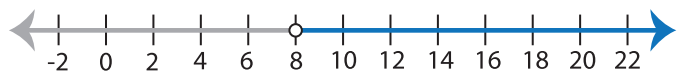
Inequality : _____

7)



Inequality : _____

8)



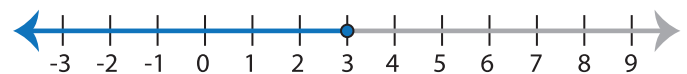
Inequality : _____

9)



Inequality : _____

10)



Inequality : _____