

Lines, Rays or Line segments: MCQ

Sheet 1

Identify the model as a line, ray or line segment.

1)



a) ray AB

b) line AB

c) line segment AB

d) none of the above

2)




a) line segment DE

b) ray DE

c) line ED

d) none of the above

3)



a) line HG

b) line segment GH

c) ray GH

d) none of the above

4)



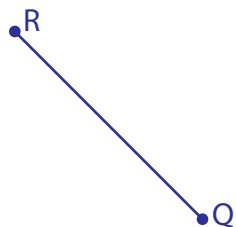
a) line segment ML

b) ray LM

c) line ML

d) none of the above

5)



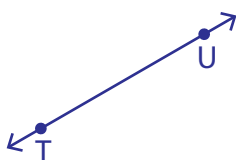
a) line segment RQ

b) line QR

c) ray RQ

d) none of the above

6)



a) ray TU

b) line TU

c) line segment TU

d) none of the above

Lines, Rays or Line segments: MCQ

Sheet 1

Identify the model as a line, ray or line segment.

1)

 a) ray AB

b) line AB

c) line segment AB

d) none of the above

2)




a) line segment DE

b) ray DE

c) line ED

 d) none of the above

3)



a) line HG

 b) line segment GH

c) ray GH

d) none of the above

4)



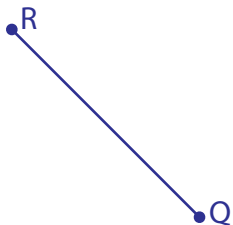
a) line segment ML

b) ray LM

 c) line ML

d) none of the above

5)

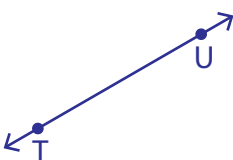
 a) line segment RQ

b) line QR

c) ray RQ

d) none of the above

6)



a) ray TU

 b) line TU

c) line segment TU

d) none of the above