




Lines, Rays or Line segments

Example:

A Line	A Ray	A Line segment
 \overleftrightarrow{AB} or \overleftrightarrow{BA}	 \overrightarrow{PQ}	 \overline{XY} or \overline{YX}


Part - A

Name each line, ray or line segment.

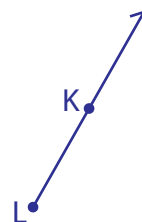
1)




2)



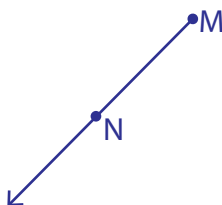
3)



4)



5)



6)



Part - B




Draw and label each of the following.

1) \overline{BC} 2) \overleftrightarrow{YZ} 3) \overrightarrow{QR}

Lines, Rays or Line segments

Sheet 1

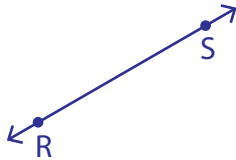
Example:

A Line	A Ray	A Line segment
 \overleftrightarrow{AB} or \overleftrightarrow{BA}	 \overrightarrow{PQ}	 \overline{XY} or \overline{YX}


Part - A

Name each line, ray or line segment.

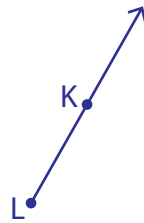
1)


 \overleftrightarrow{RS} or \overleftrightarrow{SR}

2)


 \overrightarrow{EF} or \overrightarrow{FE}

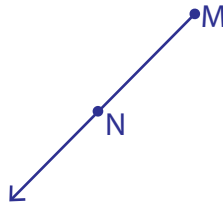
3)


 \overrightarrow{LK}

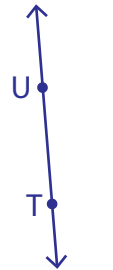
4)


 \overline{CD} or \overline{DC}

5)

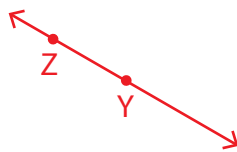

 \overrightarrow{MN}

6)


 \overleftrightarrow{TU} or \overleftrightarrow{UT}

Part - B

Draw and label each of the following.

1) \overline{BC} 2) \overleftrightarrow{YZ} 3) \overrightarrow{QR} 