

**Plotting Points**

Positive: S1

A) Plot each point on the coordinate grid.

1) T(3, 3)

2) S(1, 8)

3) H(2, 8)

4) E(6, 2)

5) R(5, 4)

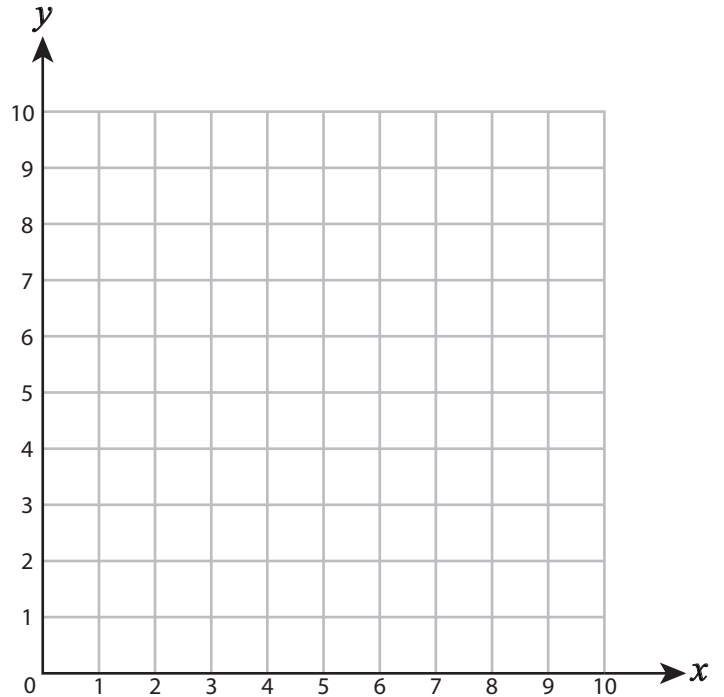
6) L(7, 6)

7) M(3, 1)

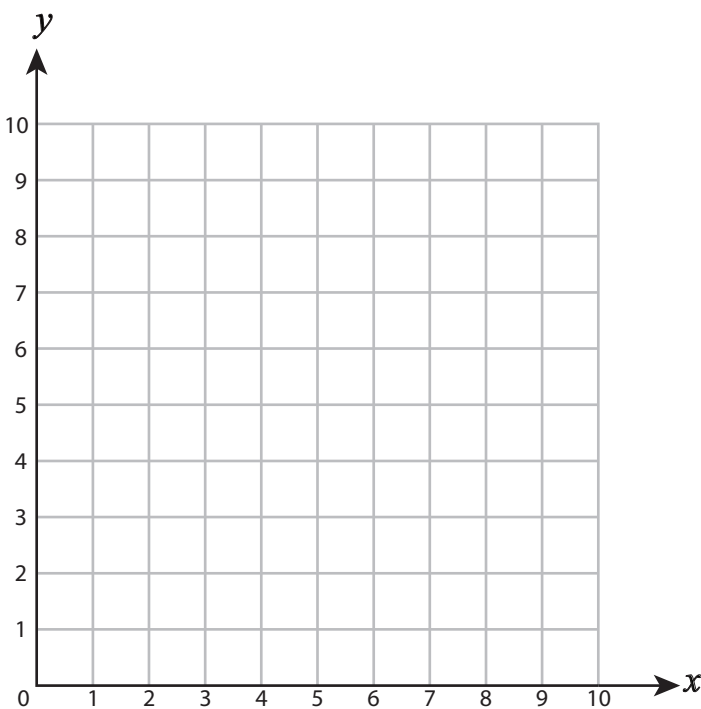
8) V(9, 5)

9) P(7, 1)

10) A(4, 7)



B) Draw each shape on the coordinate grid.



11) Draw ○ at (3, 1)

12) Draw ☆ at (4, 5)

13) Draw □ at (1, 7)

14) Draw △ at (3, 5)

15) Draw □ at (8, 2)

## Plotting Points

Positive: S1

A) Plot each point on the coordinate grid.

1) T(3, 3)

2) S(1, 8)

3) H(2, 8)

4) E(6, 2)

5) R(5, 4)

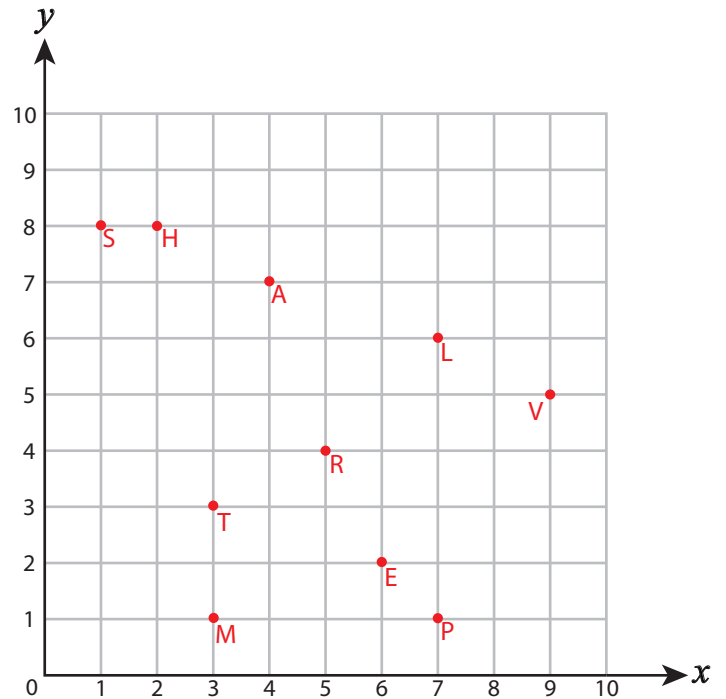
6) L(7, 6)

7) M(3, 1)

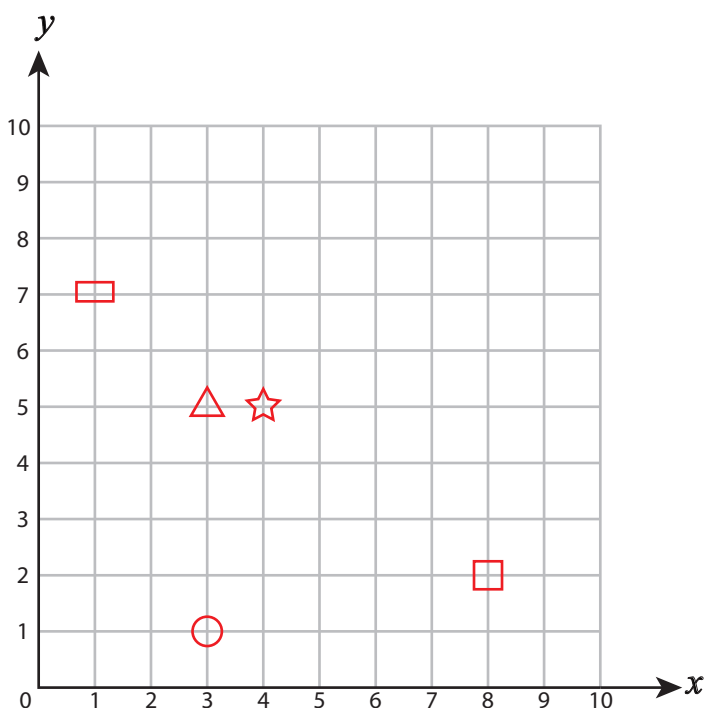
8) V(9, 5)

9) P(7, 1)

10) A(4, 7)



B) Draw each shape on the coordinate grid.



11) Draw ○ at (3, 1)

12) Draw ☆ at (4, 5)

13) Draw □ at (1, 7)

14) Draw △ at (3, 5)

15) Draw □ at (8, 2)