


**Counting up to 20**

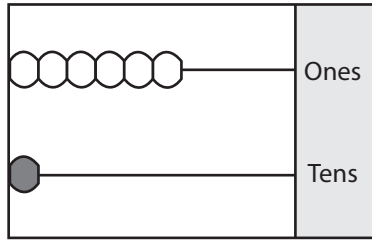
Write the number formed by each abacus.

1)



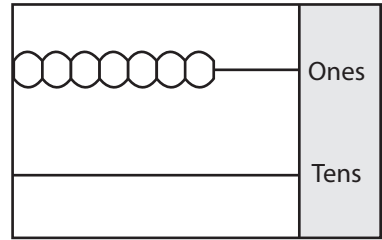
\_\_\_\_\_

2)



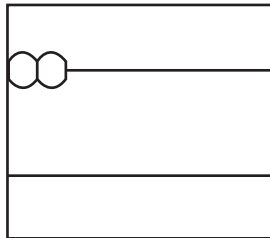
\_\_\_\_\_

3)



\_\_\_\_\_

4)



\_\_\_\_\_


# PREVIEW

Gain complete access to the largest collection of worksheets in all subjects!

Members, please log in to download this worksheet.

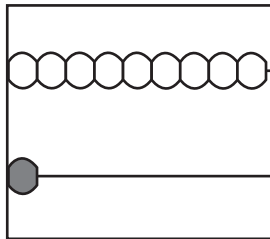
Not a member? Please sign up to gain complete access.

[www.mathworksheets4kids.com](http://www.mathworksheets4kids.com)




\_\_\_\_\_

7)

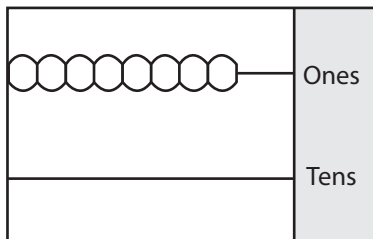


\_\_\_\_\_



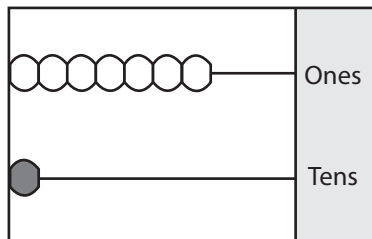
\_\_\_\_\_

10)



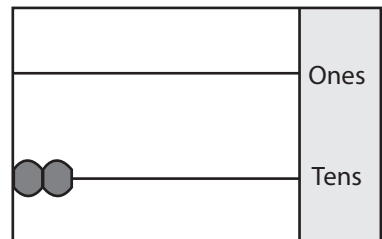
\_\_\_\_\_

11)



\_\_\_\_\_

12)




\_\_\_\_\_

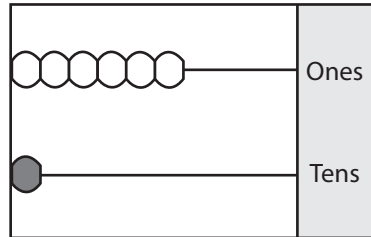
## Counting up to 20

Write the number formed by each abacus.

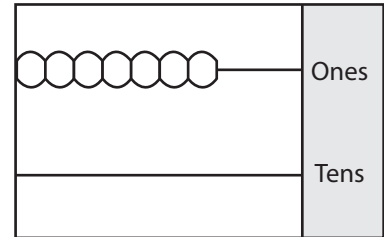
1)

11

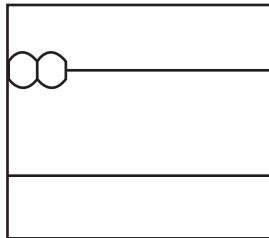
2)

16

3)

7

4)

2

# PREVIEW

Gain complete access to the largest collection of worksheets in all subjects!

Members, please log in to download this worksheet.

Not a member? Please sign up to gain complete access.

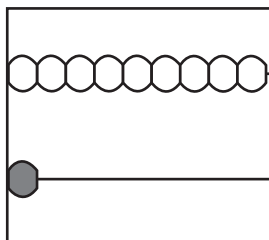
[www.mathworksheets4kids.com](http://www.mathworksheets4kids.com)

Ones

Tens

13

7)

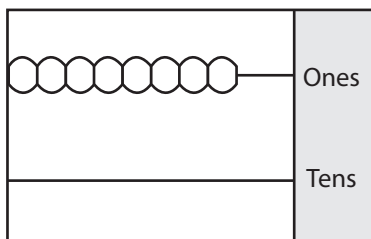
19

Ones

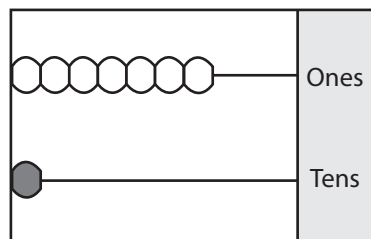
Tens

12

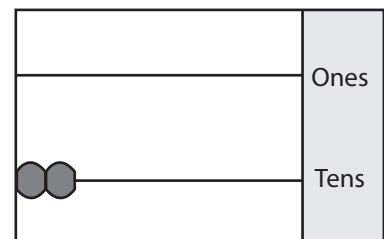
10)

8

11)

17

12)

20