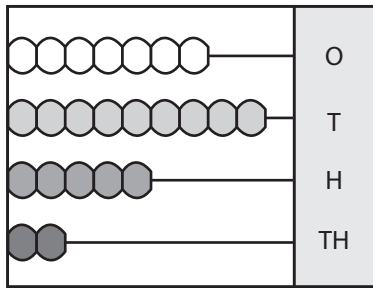


**Place Value - Abacus**

4-digit: S1

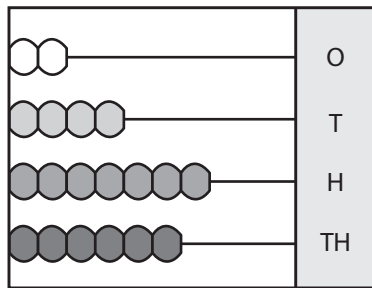
Write the number formed by each abacus.

1)



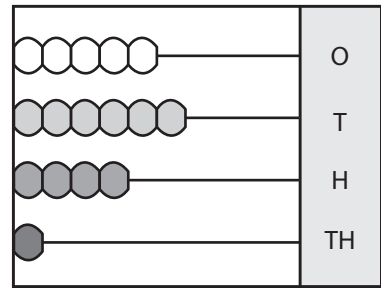
\_\_\_\_\_

2)



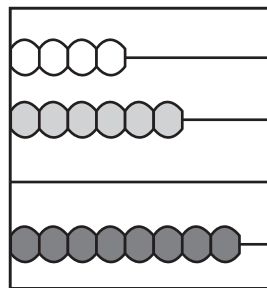
\_\_\_\_\_

3)

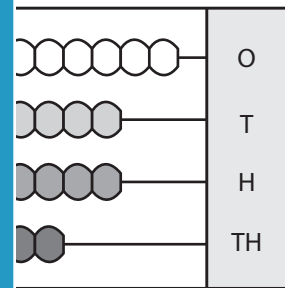


\_\_\_\_\_

4)

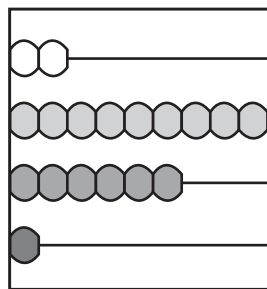


\_\_\_\_\_

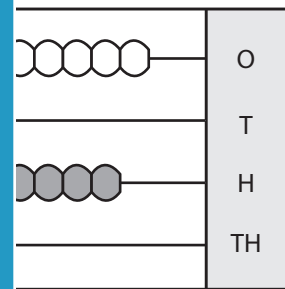


\_\_\_\_\_

7)



\_\_\_\_\_



\_\_\_\_\_

# PREVIEW

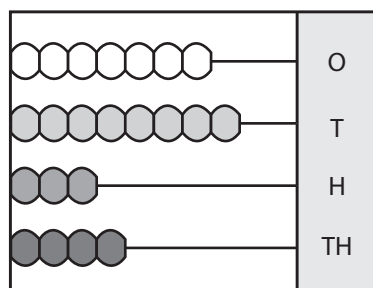
Gain complete access to the largest collection of worksheets in all subjects!

Members, please log in to download this worksheet.

Not a member? Please sign up to gain complete access.

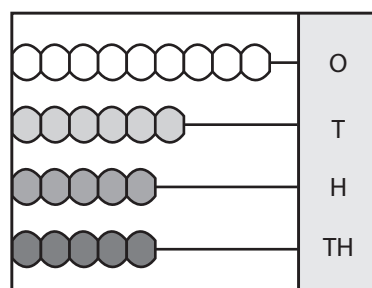
www.mathworksheets4kids.com

10)



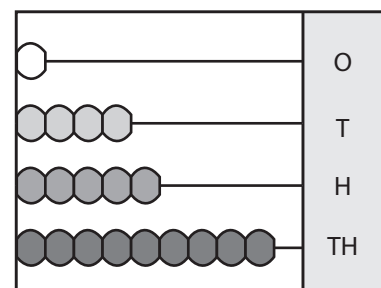
\_\_\_\_\_

11)



\_\_\_\_\_

12)

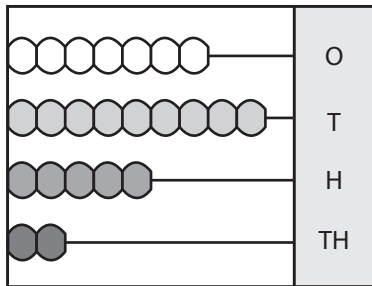


\_\_\_\_\_

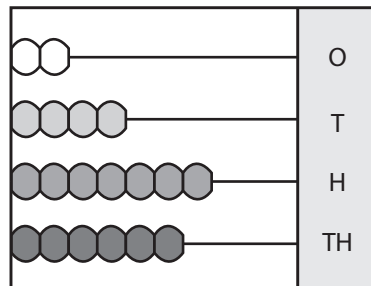
## Place Value - Abacus

Write the number formed by each abacus.

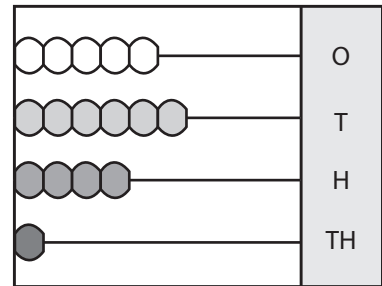
1)

**2597**

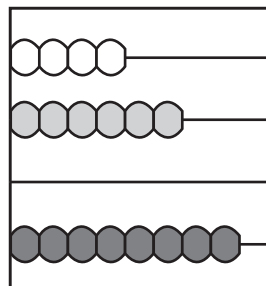
2)

**6742**

3)

**1465**

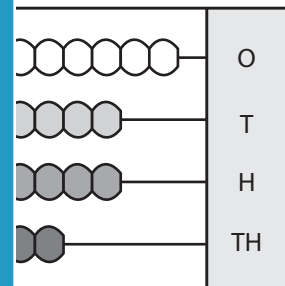
4)

**8064****PREVIEW**

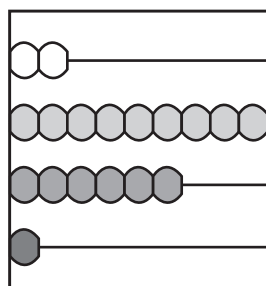
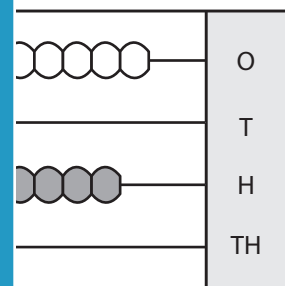
Gain complete access to the largest collection of worksheets in all subjects!

Members, please log in to download this worksheet.

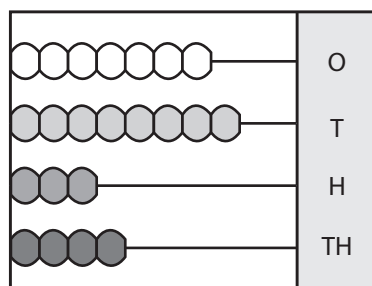
Not a member? Please sign up to gain complete access.

[www.mathworksheets4kids.com](http://www.mathworksheets4kids.com)**5779**

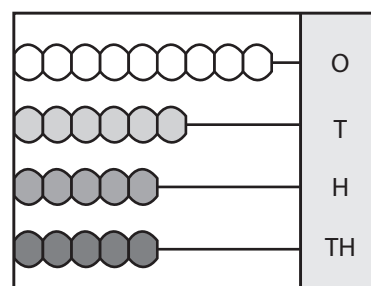
7)

**1692****2708**

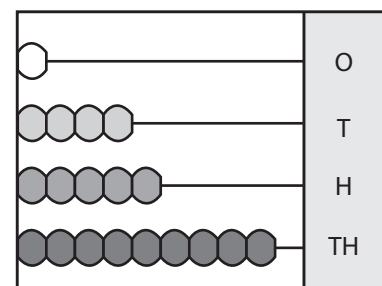
10)

**4387**

11)

**5569**

12)

**9541**