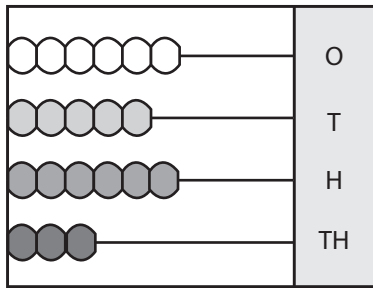


**Place Value - Abacus**

4-digit: S4

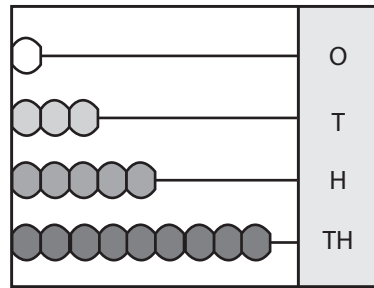
Write the number formed by each abacus.

1)



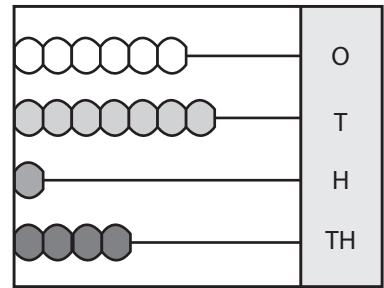
\_\_\_\_\_

2)



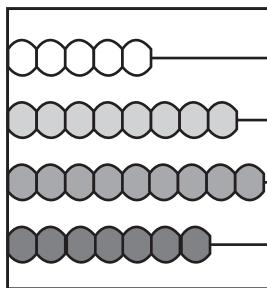
\_\_\_\_\_

3)

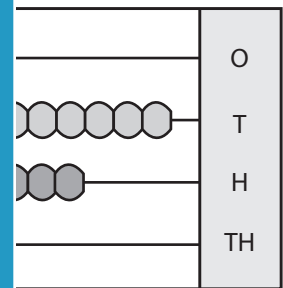


\_\_\_\_\_

4)

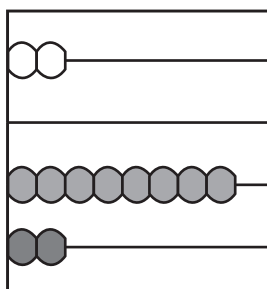


\_\_\_\_\_

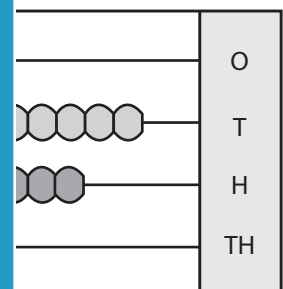


\_\_\_\_\_

7)



\_\_\_\_\_



\_\_\_\_\_

# PREVIEW

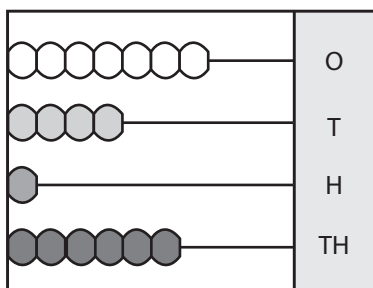
Gain complete access to the largest collection of worksheets in all subjects!

Members, please log in to download this worksheet.

Not a member? Please sign up to gain complete access.

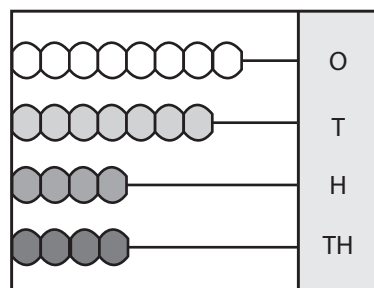
[www.mathworksheets4kids.com](http://www.mathworksheets4kids.com)

10)



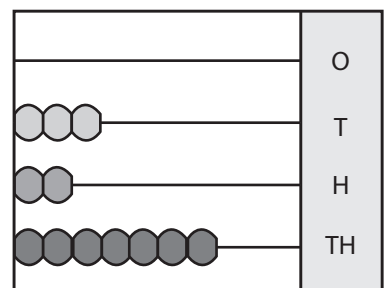
\_\_\_\_\_

11)



\_\_\_\_\_

12)



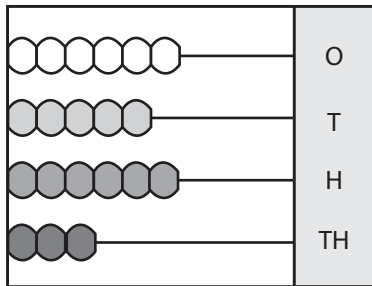
\_\_\_\_\_

## Place Value - Abacus

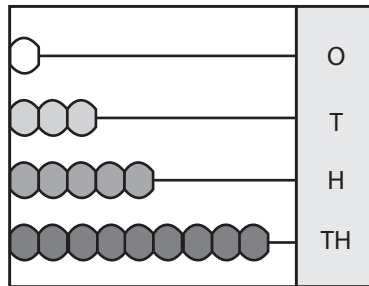
4-digit: S4

Write the number formed by each abacus.

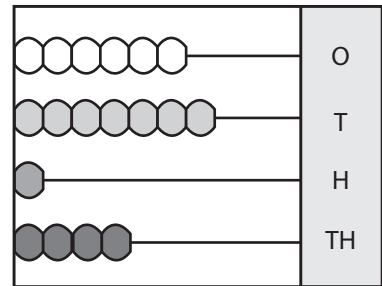
1)

**3656**

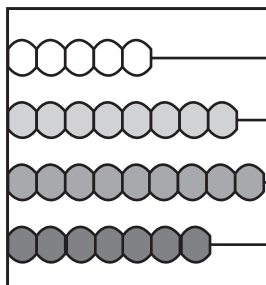
2)

**9531**

3)

**4176**

4)

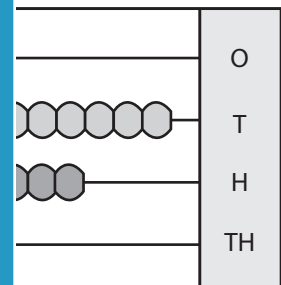
**7985**

# PREVIEW

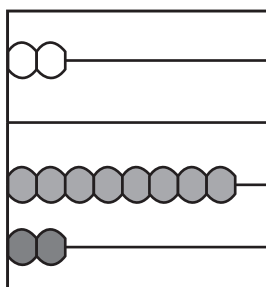
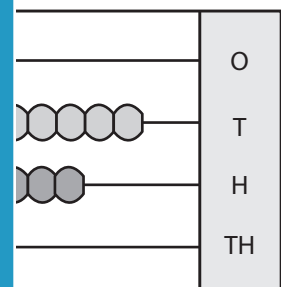
Gain complete access to the largest collection of worksheets in all subjects!

Members, please log in to download this worksheet.

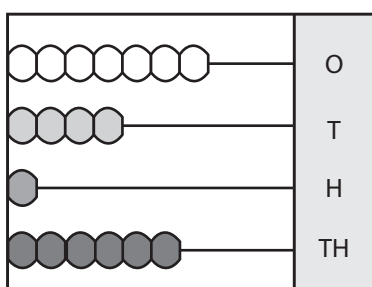
Not a member? Please sign up to gain complete access.

[www.mathworksheets4kids.com](http://www.mathworksheets4kids.com)**1693**

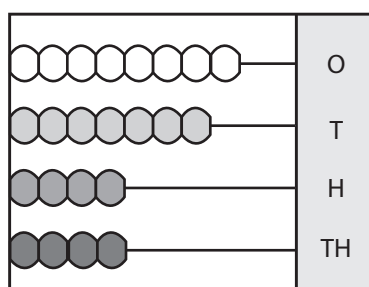
7)

**2802****3681**

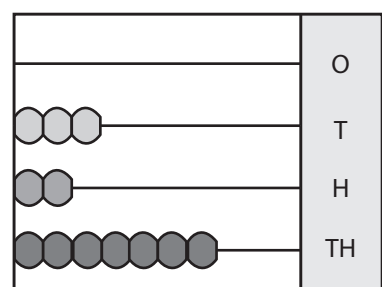
10)

**6147**

11)

**4478**

12)

**7230**