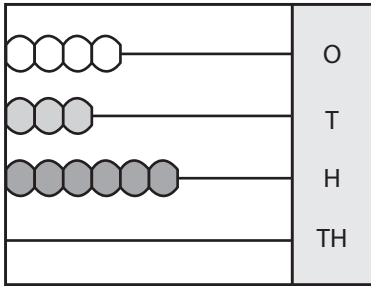


**Place Value - Abacus**

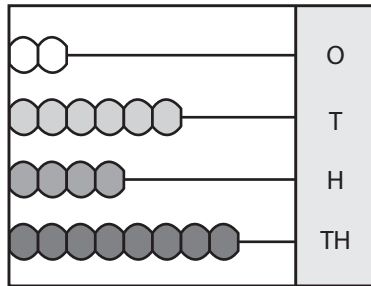
Write the number formed by each abacus.

1)



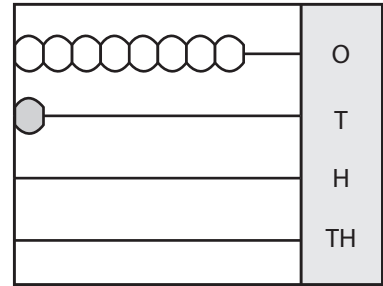
\_\_\_\_\_

2)



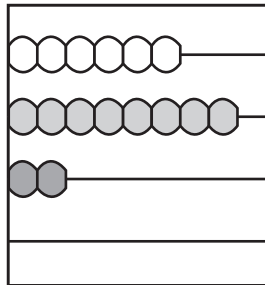
\_\_\_\_\_

3)

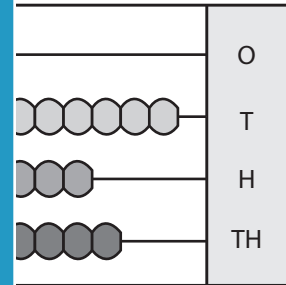


\_\_\_\_\_

4)

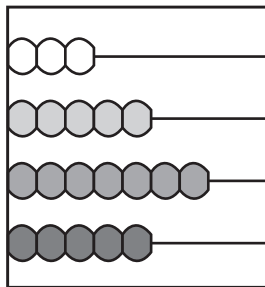


\_\_\_\_\_

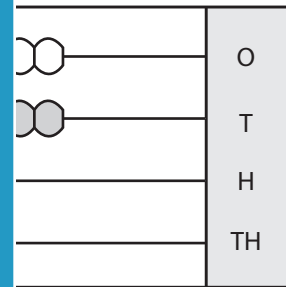


\_\_\_\_\_

7)



\_\_\_\_\_



\_\_\_\_\_

# PREVIEW

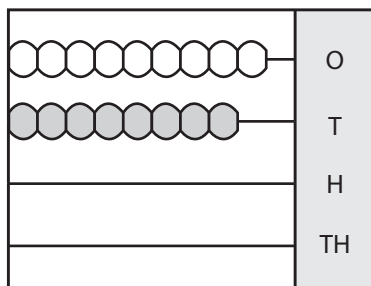
Gain complete access to the largest collection of worksheets in all subjects!

Members, please log in to download this worksheet.

Not a member? Please sign up to gain complete access.

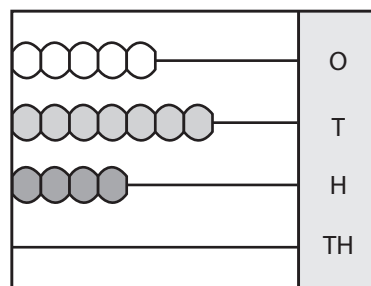
[www.mathworksheets4kids.com](http://www.mathworksheets4kids.com)

10)



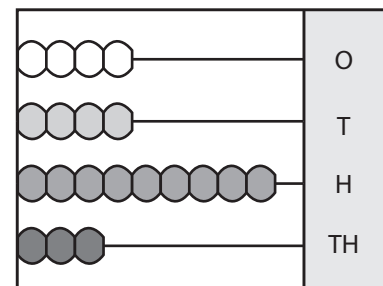
\_\_\_\_\_

11)



\_\_\_\_\_

12)

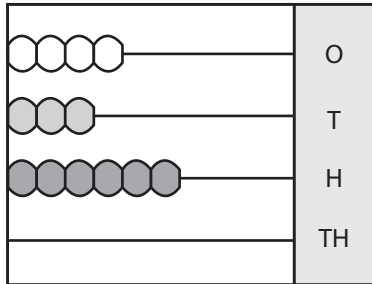


\_\_\_\_\_

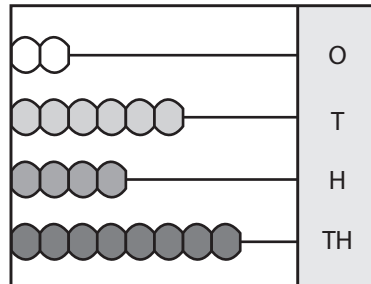
## Place Value - Abacus

Write the number formed by each abacus.

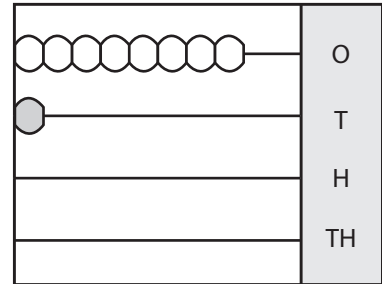
1)

**634**

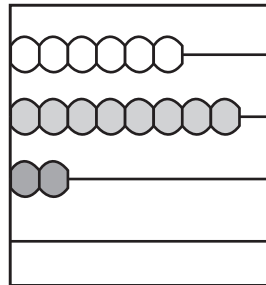
2)

**8462**

3)

**18**

4)

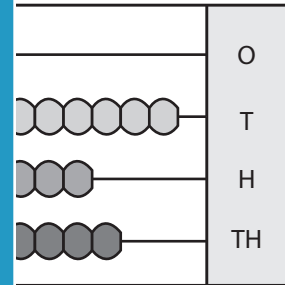
**286**

# PREVIEW

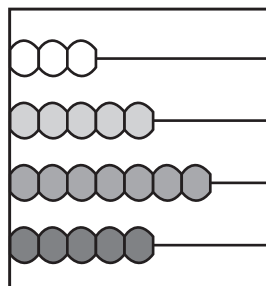
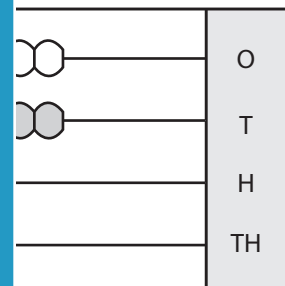
Gain complete access to the largest collection of worksheets in all subjects!

Members, please log in to download this worksheet.

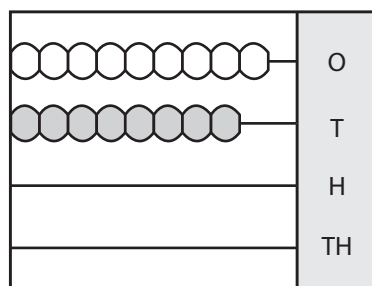
Not a member? Please sign up to gain complete access.

[www.mathworksheets4kids.com](http://www.mathworksheets4kids.com)**7693**

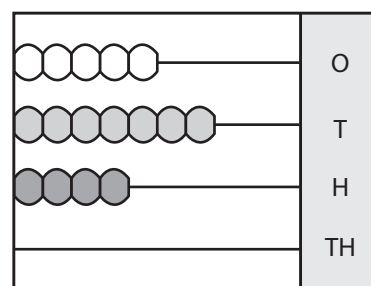
7)

**5753****55**

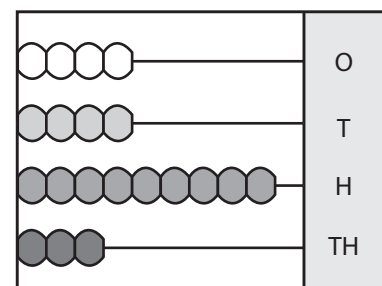
10)

**89**

11)

**475**

12)

**3944**