



Circle the fruits that have a sum shown on the trunk.

1) 2) 3)

4) 7) 8) 9)

PREVIEW

Gain complete access to the largest collection of worksheets in all subjects!

Members, please log in to download this worksheet.




Not a member? Please sign up to gain complete access.

www.mathworksheets4kids.com

Answer Key



Circle the fruits that have a sum shown on the trunk.



PREVIEW

Gain complete access to the largest collection of worksheets in all subjects!

Members, please log in to download this worksheet.

Not a member? Please sign up to gain complete access.

www.mathworksheets4kids.com

