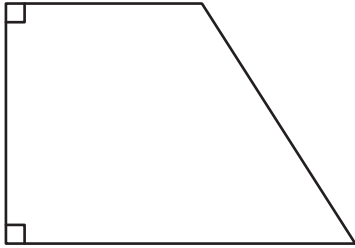


Name : _____

Counting Angles

Count the number of angles of each type in the following figures.

1)

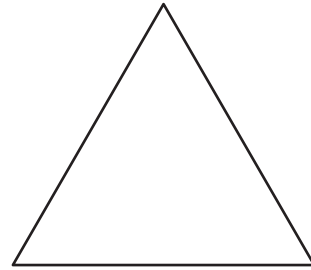


Number of acute angles: _____

Number of right angles: _____

Number of obtuse angles: _____

2)

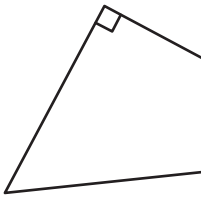


Number of acute angles: _____

Number of right angles: _____

Number of obtuse angles: _____

3)



Number of acute angles: _____

Number of right angles: _____

Number of obtuse angles: _____



Number of acute angles: _____

Number of right angles: _____

Number of obtuse angles: _____

PREVIEW

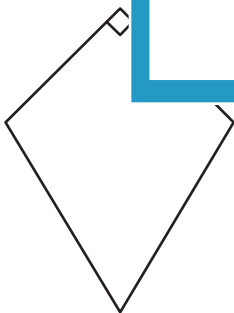
Gain complete access to the largest collection of worksheets in all subjects!

Members, please log in to download this worksheet.

Not a member? Please sign up to gain complete access.

www.mathworksheets4kids.com

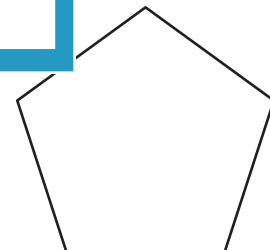
5)



Number of acute angles: _____

Number of right angles: _____

Number of obtuse angles: _____



Number of acute angles: _____

Number of right angles: _____

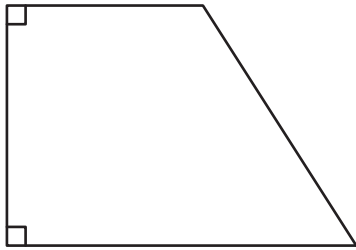
Number of obtuse angles: _____

Name : _____

Counting Angles

Count the number of angles of each type in the following figures.

1)

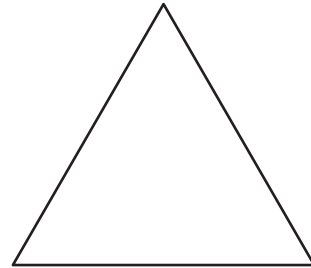


Number of acute angles: 1

Number of right angles: 2

Number of obtuse angles: 0

2)

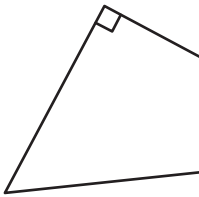


Number of acute angles: 3

Number of right angles: Nil

Number of obtuse angles: Nil


3)



Number of acute angles: 2

Number of right angles: 1

Number of obtuse angles: 0



Number of acute angles: Nil

Number of right angles: 4

Number of obtuse angles: Nil

PREVIEW

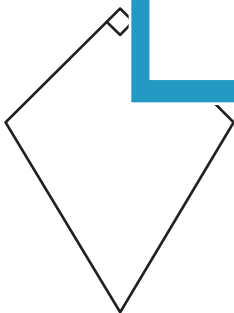
Gain complete access to the largest collection of worksheets in all subjects!

Members, please log in to download this worksheet.

Not a member? Please sign up to gain complete access.

www.mathworksheets4kids.com

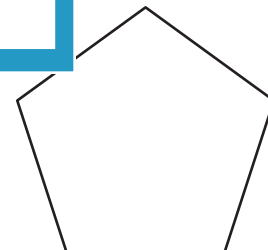
5)



Number of acute angles: 1

Number of right angles: 1

Number of obtuse angles: 2



Number of acute angles: Nil

Number of right angles: Nil

Number of obtuse angles: 5