

Name : _____

Acute, Right, and Obtuse Angles in Real-Life

Cut out the object with different types of angles. Sort and glue them in the correct row.

Acute angles						
Right angles						
Obtuse angles						

PREVIEW

Gain complete access to the largest collection of worksheets in all subjects!

Members, please log in to download this worksheet.

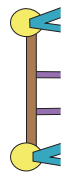
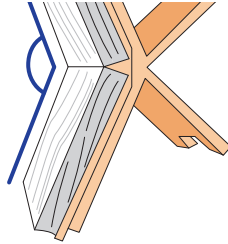
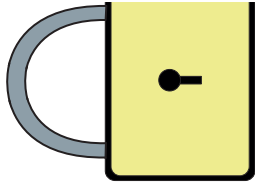
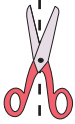
Not a member? Please sign up to gain complete access.

www.mathworksheets4kids.com

Name : _____

Acute, Right, and Obtuse Angles in Real-Life

Cut out the object with different types of angles. Sort and glue them in the correct row.




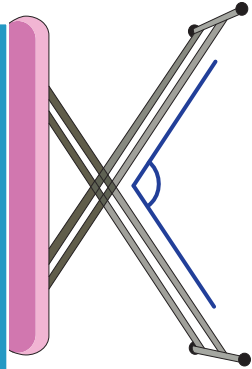
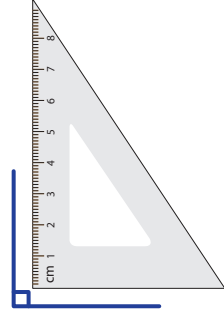


PREVIEW

Gain complete access to the largest collection of worksheets in all subjects!

Members, please log in to download this worksheet.

Not a member? Please sign up to gain complete access.

www.mathworksheets4kids.com



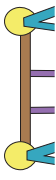

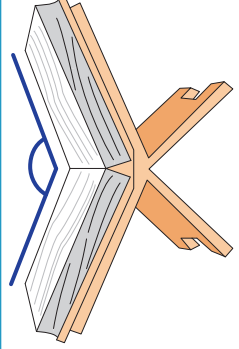



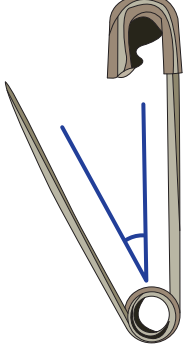
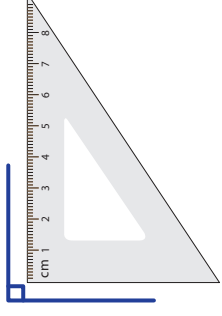
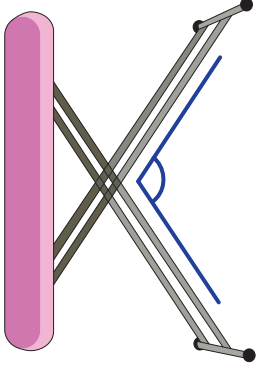
Name : _____

Answer key

Sheet 3

Acute, Right, and Obtuse Angles in Real-Life

Cut out the object with different types of angles. Sort and glue them in the correct row.

Acute angles	Right angles	Obtuse angles
		
		
		

PREVIEW

Gain complete access to the largest collection of worksheets in all subjects!

Members, please log in to download this worksheet.

Not a member? Please sign up to gain complete access.

www.mathworksheets4kids.com