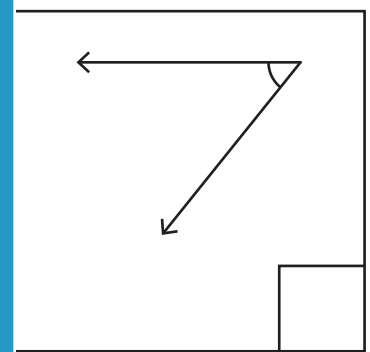
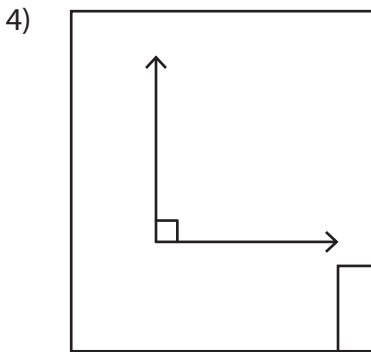
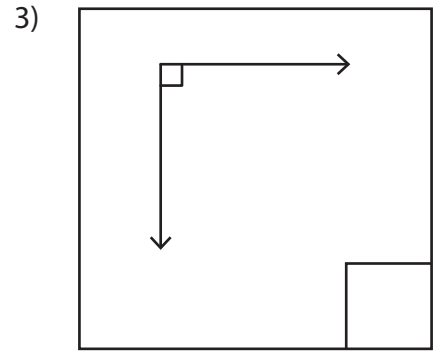
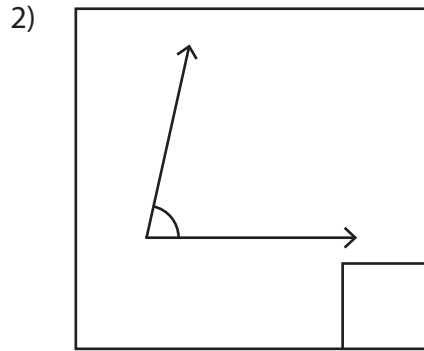
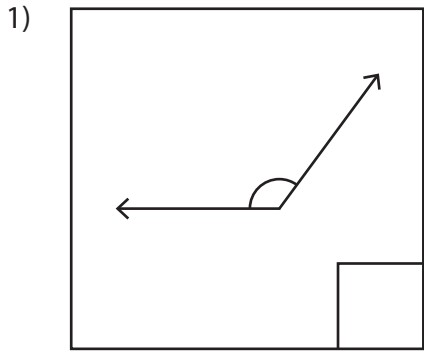


# Classifying Angles - Acute, Right, or Obtuse

A) Write "A" if the angle is acute, "O" if it's obtuse, and "R" if it's right.



## PREVIEW

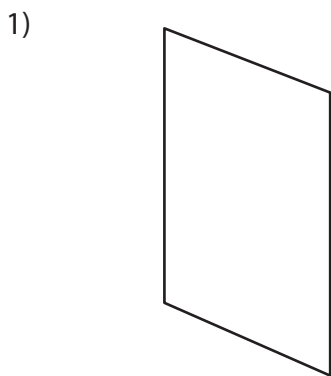
Gain complete access to the largest collection of worksheets in all subjects!

Members, please log in to download this worksheet.

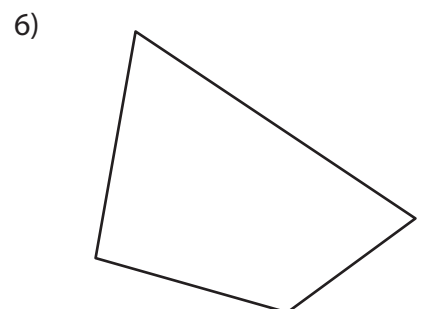
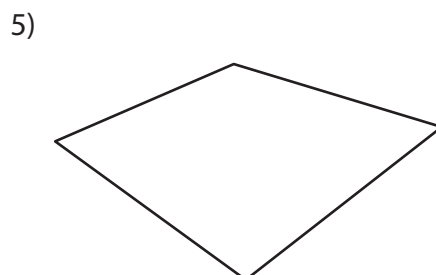
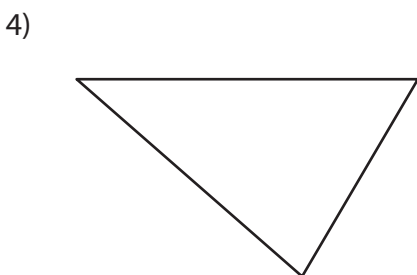
Not a member? Please sign up to gain complete access.

[www.mathworksheets4kids.com](http://www.mathworksheets4kids.com)

B) Find the angles with "a" for acute, "o" for obtuse, and "r" for right.



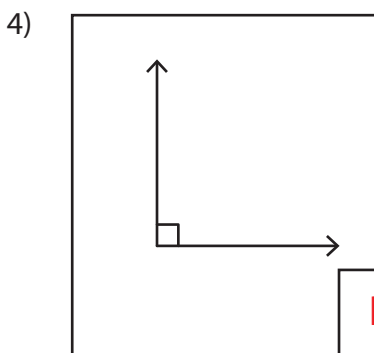
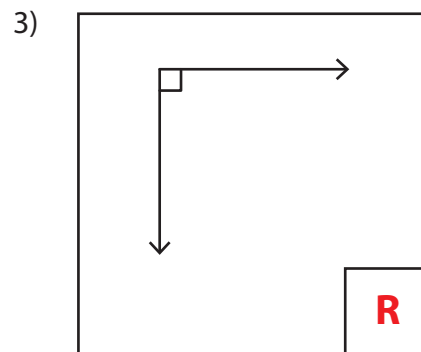
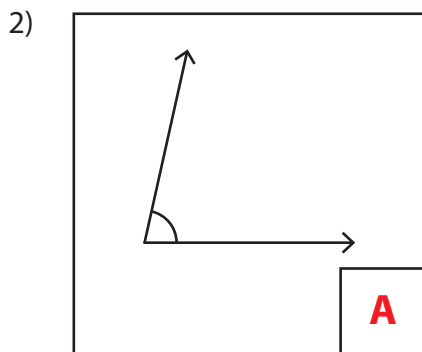
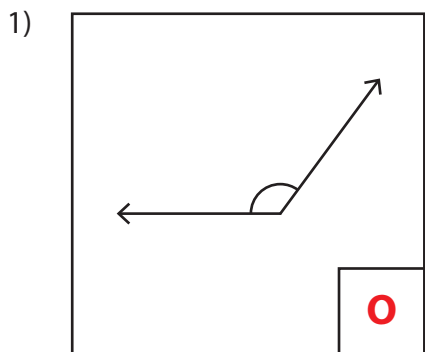
Write "a" for acute, "o" for



Name : \_\_\_\_\_

# Classifying Angles - Acute, Right, or Obtuse

A) Write "A" if the angle is acute, "O" if it's obtuse, and "R" if it's right.



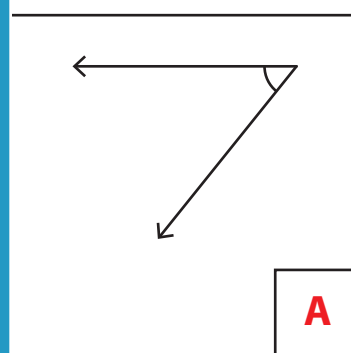
**PREVIEW**

Gain complete access to the largest collection of worksheets in all subjects!

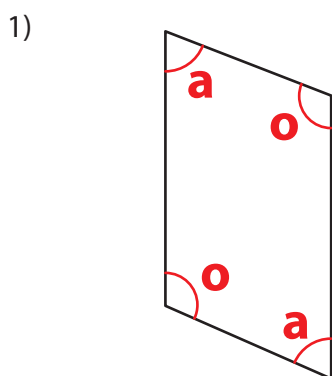
Members, please log in to download this worksheet.

Not a member? Please sign up to gain complete access.

[www.mathworksheets4kids.com](http://www.mathworksheets4kids.com)



B) Find the angles with "a" for acute, "o" for obtuse, and "r" for right.



is "a" for acute, "o" for

