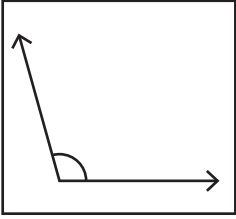


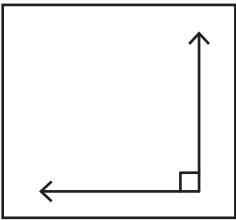
# Matching Angles to Figures and Measures

Match each type of angle to the appropriate figure and measure.


1)




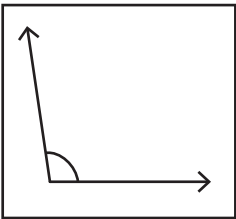
2)




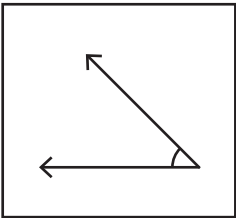
Obtuse angle




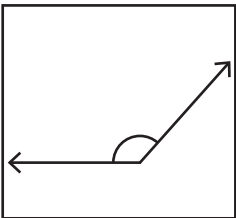
3)




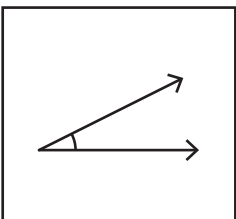
4)



5)



6)



## PREVIEW

Gain complete access to the largest collection of worksheets in all subjects!

Members, please log in to download this worksheet.







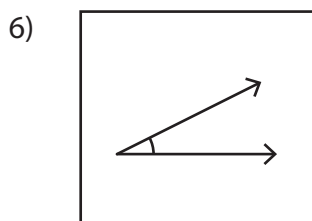
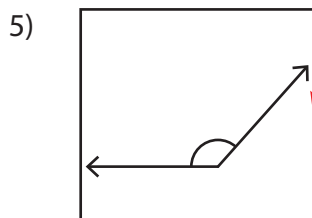
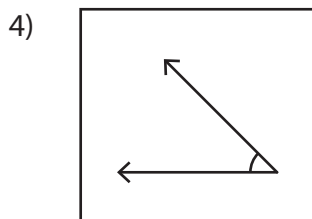
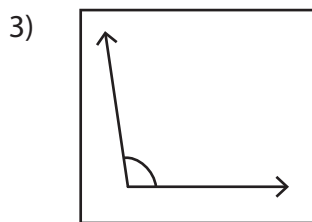
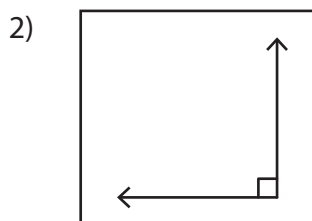
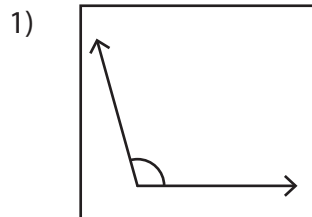
Not a member? Please sign up to gain complete access.

www.mathworksheets4kids.com

Acute angle

# Matching Angles to Figures and Measures

Match each type of angle to the appropriate figure and measure.



Obtuse angle

# PREVIEW

Gain complete access to the largest collection of worksheets in all subjects!

Members, please log in to download this worksheet.

Not a member? Please sign up to gain complete access.

[www.mathworksheets4kids.com](http://www.mathworksheets4kids.com)

Acute angle