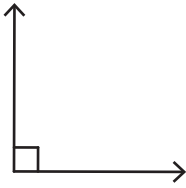


Name : _____

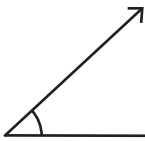
Acute, Right, and Obtuse Angles - Revision

A) Identify each angle as acute, right, or obtuse.

1)



2)



1)

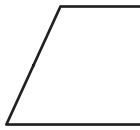


2)



B) Count the number of

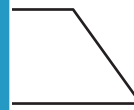
1)



Number of acute ang

Number of right ang

Number of obtuse ang




angles: _____

angles: _____

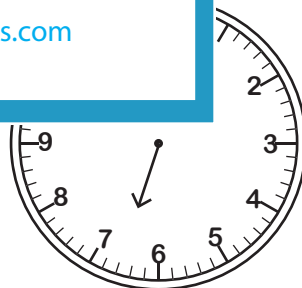
angles: _____

C) Draw the minute hand formed between the

1) 8:06



Identify the type of angle



D) What type of angles are there in the letter "N"?

a) right and acute angles

b) acute angles only

c) right angles only

PREVIEW

Gain complete access to the largest collection of worksheets in all subjects!

Members, please log in to download this worksheet.

Not a member? Please sign up to gain complete access.

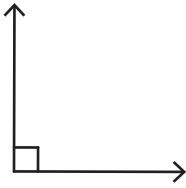
www.mathworksheets4kids.com

Name : _____

Acute, Right, and Obtuse Angles - Revision

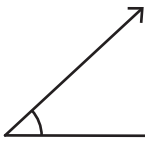
A) Identify each angle as acute, right, or obtuse.

1)



Right angle

2)



Acute ang

1)



Acute angle

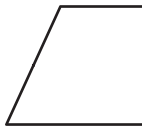
2)



angle

B) Count the number of

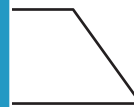
1)



Number of acute ang

Number of right ang

Number of obtuse ang



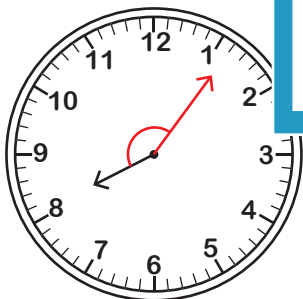
angles: **2**

angles: **Nil**

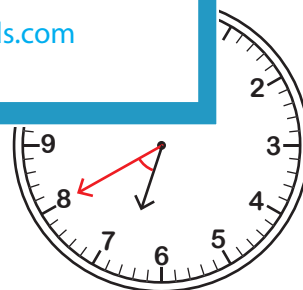
angles: **2**

C) Draw the minute hand formed between the

1) 8:06



Obtuse angle



Acute angle

Identify the type of angle

D) What type of angles are there in the letter "N"?

a) right and acute angles

b) acute angles only

c) right angles only

PREVIEW

Gain complete access to the largest collection of worksheets in all subjects!

Members, please log in to download this worksheet.

Not a member? Please sign up to gain complete access.

www.mathworksheets4kids.com