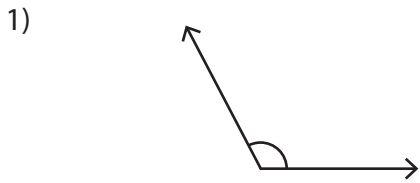
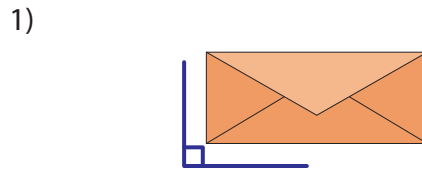
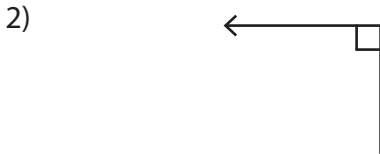



Acute, Right, and Obtuse Angles - Revision

A) Identify each angle as acute, right, or obtuse.









B) Count the number of



Number of acute angles: _____
 Number of right angles: _____
 Number of obtuse angles: _____

PREVIEW

Gain complete access to the largest collection of worksheets in all subjects!

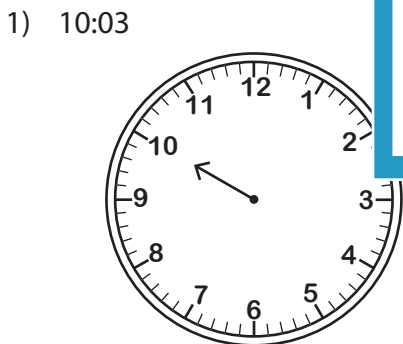
Members, please log in to download this worksheet.

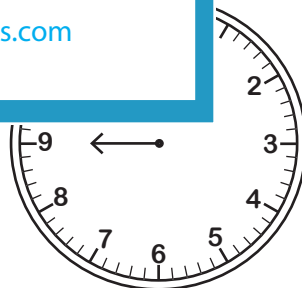
Not a member? Please sign up to gain complete access.

www.mathworksheets4kids.com

angles: _____
 angles: _____
 angles: _____

C) Draw the minute hand formed between the





Identify the type of angle

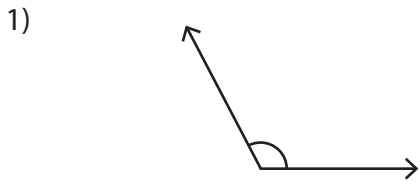
D) What type of angles are there in the letter "L" ?

- a) acute and obtuse angles b) right angles only c) acute angles only

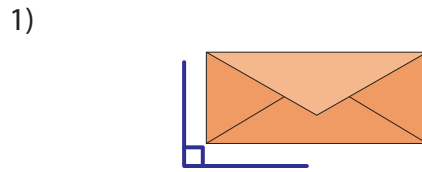
Name : _____

Acute, Right, and Obtuse Angles - Revision

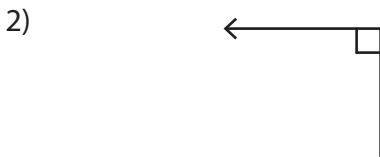
A) Identify each angle as acute, right, or obtuse.



Obtuse angle



Right angle



Right angle



angle

B) Count the number of



Number of acute ang

Number of right ang

Number of obtuse ang

PREVIEW
Gain complete access to the largest collection of worksheets in all subjects!

Members, please log in to download this worksheet.

Not a member? Please sign up to gain complete access.

www.mathworksheets4kids.com

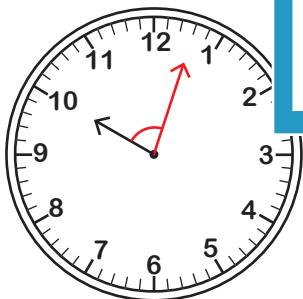
angles: **2**

angles: **Nil**

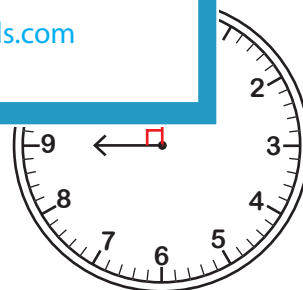
angles: **1**

C) Draw the minute hand formed between the

1) 10:03



Acute angle



Right angle

Identify the type of angle

D) What type of angles are there in the letter "L" ?

a) acute and obtuse angles

b) right angles only

c) acute angles only