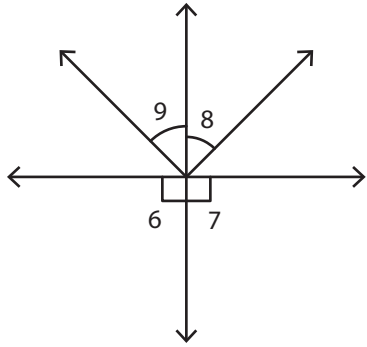


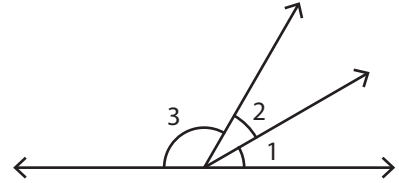
Adjacent Angles

Identify the two pairs of adjacent angles in each figure.

1)



2)



3)



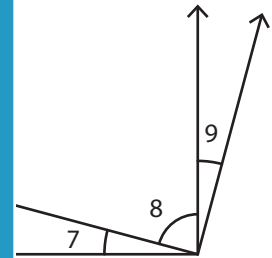
PREVIEW

Gain complete access to the largest collection of worksheets in all subjects!

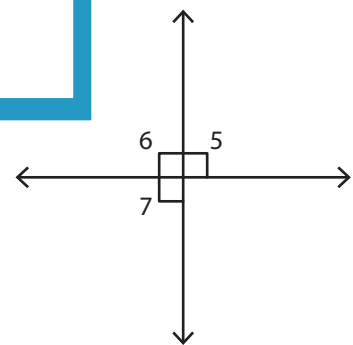
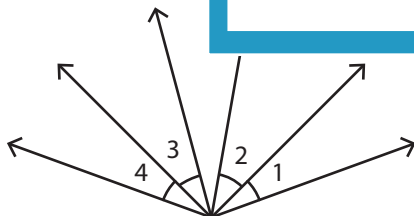
Members, please log in to download this worksheet.

Not a member? Please sign up to gain complete access.

www.mathworksheets4kids.com



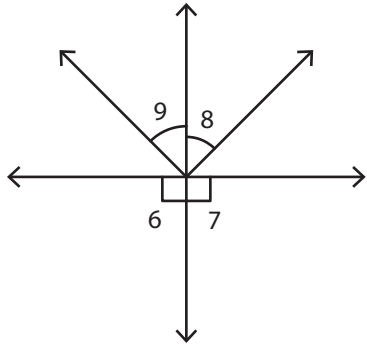
5)



Adjacent Angles

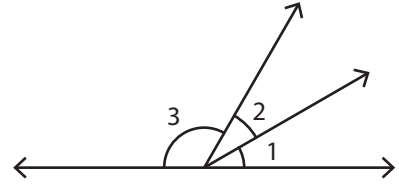
Identify the two pairs of adjacent angles in each figure.

1)



$\angle 6, \angle 7$

2)



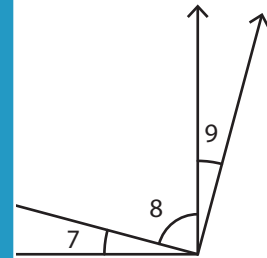
$\angle 1, \angle 2$

3)



$\angle 4,$

$\angle 5,$



$\angle 7, \angle 8$

$\angle 8, \angle 9$

PREVIEW

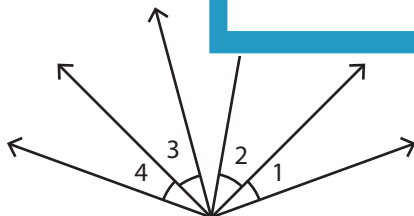
Gain complete access to the largest collection of worksheets in all subjects!

Members, please log in to download this worksheet.

Not a member? Please sign up to gain complete access.

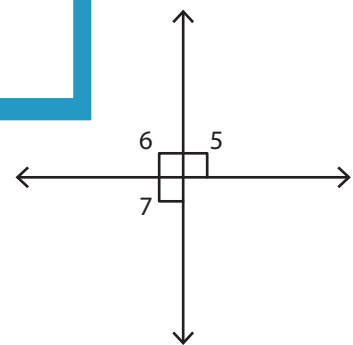
www.mathworksheets4kids.com

5)



$\angle 1, \angle 2$

$\angle 3, \angle 4$



$\angle 5, \angle 6$

$\angle 6, \angle 7$