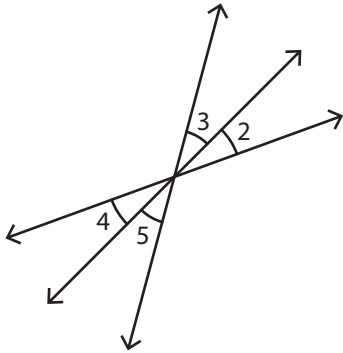


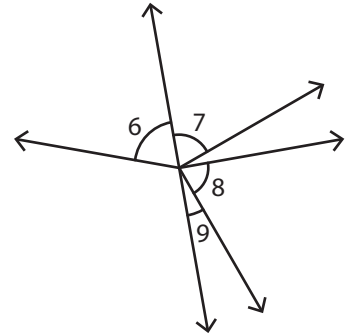
# Adjacent Angles

Identify the two pairs of adjacent angles in each figure.

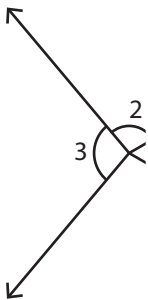
1)



2)



3)

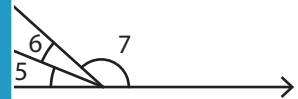


**PREVIEW**  
Gain complete access to the largest collection of worksheets in all subjects!

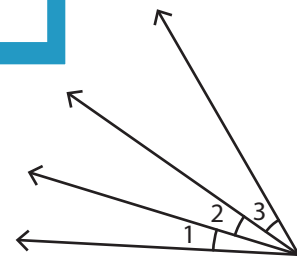
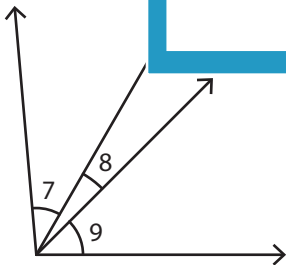
Members, please log in to download this worksheet.

Not a member? Please sign up to gain complete access.

[www.mathworksheets4kids.com](http://www.mathworksheets4kids.com)



5)



\_\_\_\_\_

\_\_\_\_\_

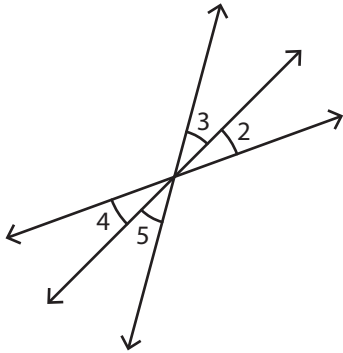
\_\_\_\_\_

\_\_\_\_\_

**Adjacent Angles**

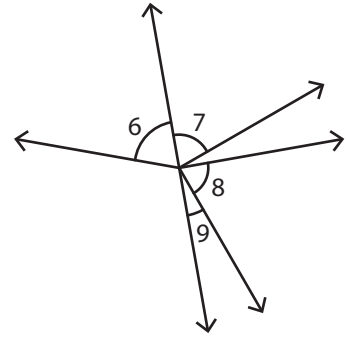
Identify the two pairs of adjacent angles in each figure.

1)



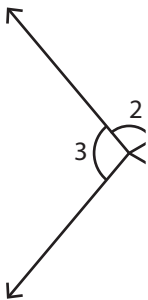
$\angle 2, \angle 3$

2)



$\angle 6, \angle 7$

3)



$\angle 4,$

$\angle 1,$

$\angle 2,$

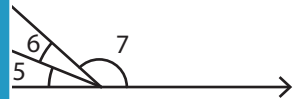
**PREVIEW**

Gain complete access to the largest collection of worksheets in all subjects!

Members, please log in to download this worksheet.

Not a member? Please sign up to gain complete access.

[www.mathworksheets4kids.com](http://www.mathworksheets4kids.com)

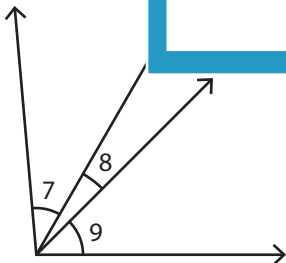


$\angle 8, \angle 9$

$\angle 5, \angle 6$

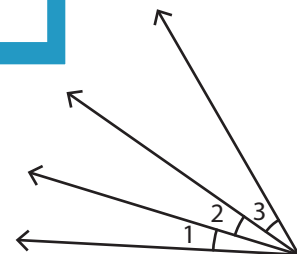
$\angle 6, \angle 7$

5)



$\angle 7, \angle 8$

$\angle 8, \angle 9$



$\angle 1, \angle 2$

$\angle 2, \angle 3$