

## Classifying Angles

L1S3

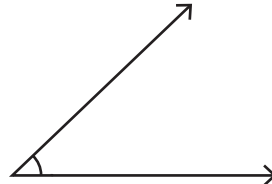
Classify each angle as acute, obtuse, right or straight.

1)

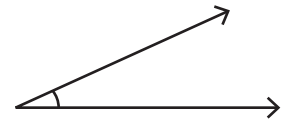


Type : \_\_\_\_\_

2)



3)



Type : \_\_\_\_\_

4)

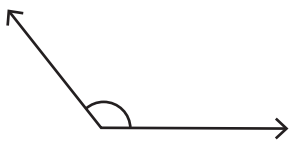


Type : \_\_\_\_\_

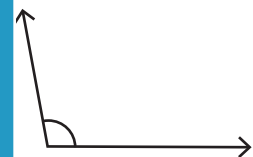


Type : \_\_\_\_\_

7)



Type : \_\_\_\_\_



Type : \_\_\_\_\_

# PREVIEW

Access the largest collection of  
worksheets for just **\$19.95** per year!

Members, please  
log in to  
download this  
worksheet.

Log in

Not a member?  
Please sign up to  
gain complete  
access.

Sign up

[www.mathworksheets4kids.com](http://www.mathworksheets4kids.com)

10)

75°

Type : \_\_\_\_\_

11)

90°

Type : \_\_\_\_\_

12)

102°

Type : \_\_\_\_\_

**Answer Key**

**Classifying Angles**

L1S3

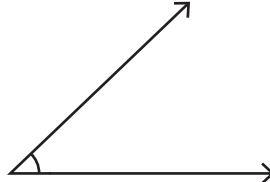
Classify each angle as acute, obtuse, right or straight.

1)

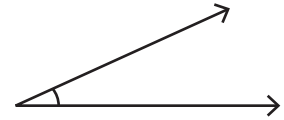


Type : **Obtuse**

2)



3)



Type : **Acute**

4)



Type : **Right**

**PREVIEW**

Access the largest collection of worksheets for just **\$19.95** per year!

Members, please log in to download this worksheet.

**Log in**

Not a member? Please sign up to gain complete access.

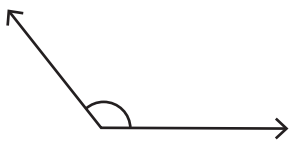
**Sign up**

[www.mathworksheets4kids.com](http://www.mathworksheets4kids.com)

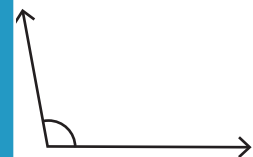


Type : **Straight**

7)



Type : **Obtuse**



Type : **Obtuse**

Type : **Acute**

10) 75°

Type : **Acute**

11) 90°

Type : **Right**

12) 102°

Type : **Obtuse**