

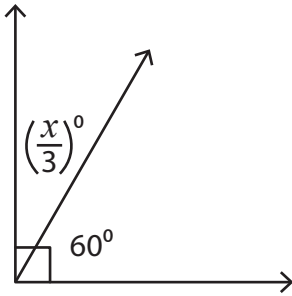
Name : _____

Complementary Angles

One-Step: S1

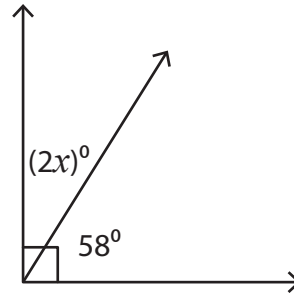
Find the value of x in each right angle.

1)



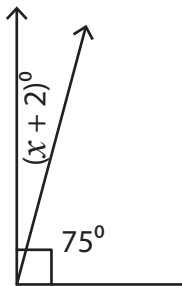
$x =$ _____

2)



$x =$ _____

3)



$x =$ _____

PREVIEW

Gain complete access to the largest collection of worksheets in all subjects!

Members, please log in to download this worksheet.

Not a member? Please sign up to gain complete access.

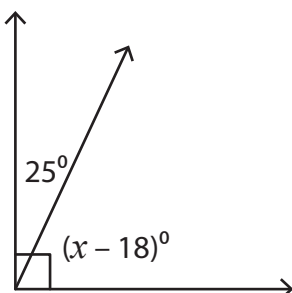
www.mathworksheets4kids.com

5)



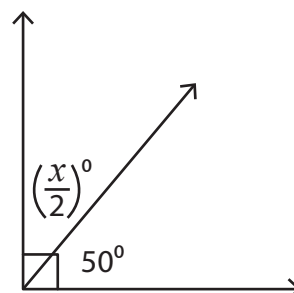
$x =$ _____

7)



$x =$ _____

8)



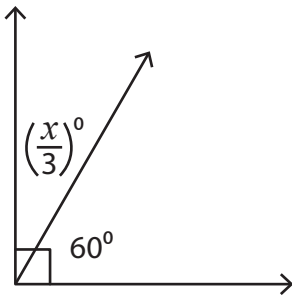
$x =$ _____

Name : _____

Complementary Angles

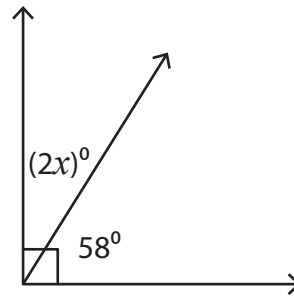
Find the value of x in each right angle.

1)



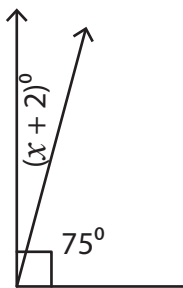
$x = \underline{\quad 90 \quad}$

2)



$x = \underline{\quad 16 \quad}$

3)



$x = \underline{\quad 1 \quad}$

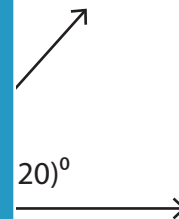
PREVIEW

Gain complete access to the largest collection of worksheets in all subjects!

Members, please log in to download this worksheet.

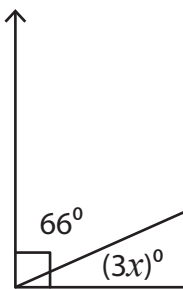
Not a member? Please sign up to gain complete access.

www.mathworksheets4kids.com



$x = \underline{\quad 68 \quad}$

5)

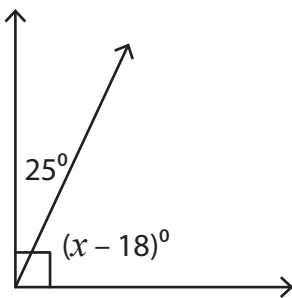


$x = \underline{\quad 8 \quad}$



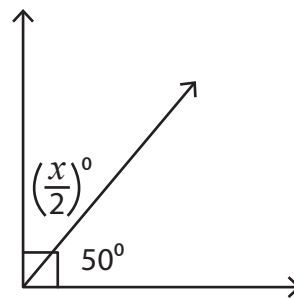
$x = \underline{\quad 5 \quad}$

7)



$x = \underline{\quad 83 \quad}$

8)



$x = \underline{\quad 80 \quad}$