

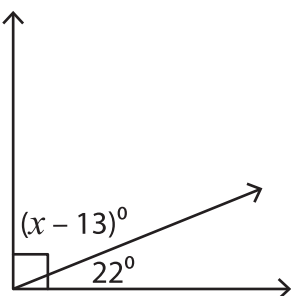
Name : _____

Complementary Angles

One-Step: S2

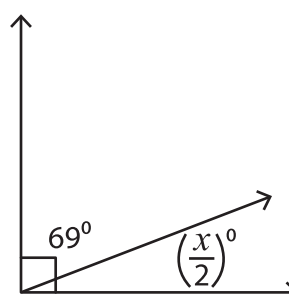
Find the value of x in each right angle.

1)



$x =$ _____

2)



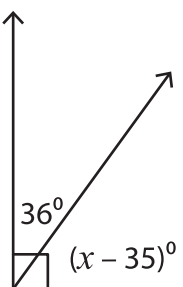
$x =$ _____

3)



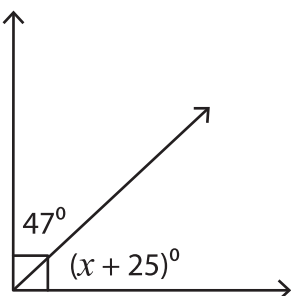
$x =$ _____

5)



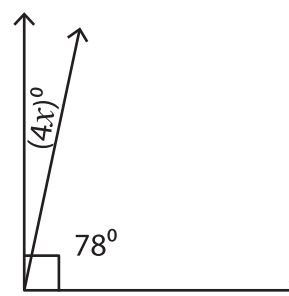
$x =$ _____

7)



$x =$ _____

8)



$x =$ _____

PREVIEW

Gain complete access to the largest collection of worksheets in all subjects!

Members, please log in to download this worksheet.

Not a member? Please sign up to gain complete access.

www.mathworksheets4kids.com