

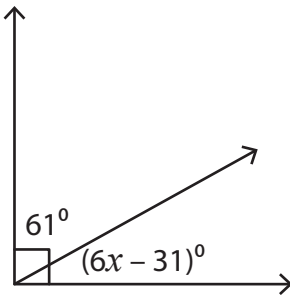
Name : _____

Complementary Angles

Two-Step: S1

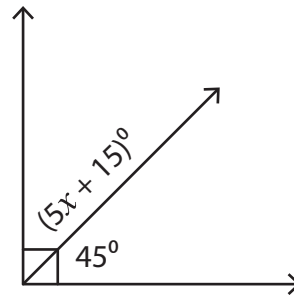
Find the value of x in each right angle.

1)



$x =$ _____

2)



$x =$ _____

3)



$x =$ _____

PREVIEW

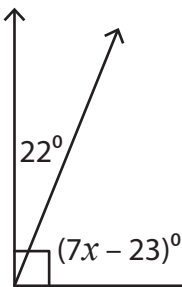
Gain complete access to the largest collection of worksheets in all subjects!

Members, please log in to download this worksheet.

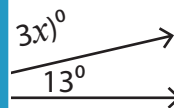
Not a member? Please sign up to gain complete access.

www.mathworksheets4kids.com

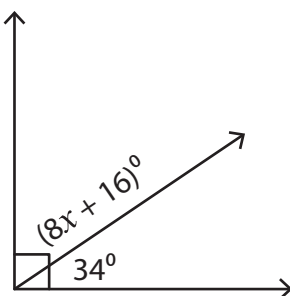
5)



$x =$ _____

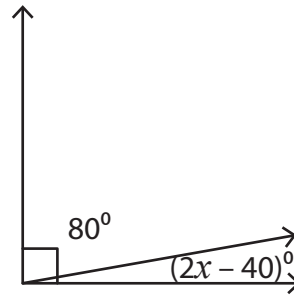


7)



$x =$ _____

8)



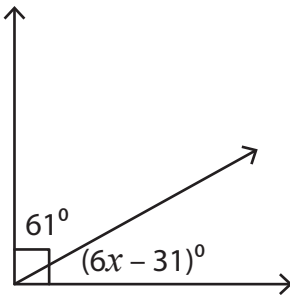
$x =$ _____

Name : _____

Complementary Angles

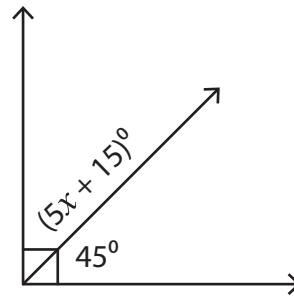
Find the value of x in each right angle.

1)



$x =$ 10

2)



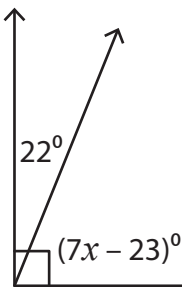
$x =$ 6

3)



$x =$ 8

5)



$x =$ 1

PREVIEW

Gain complete access to the largest collection of worksheets in all subjects!

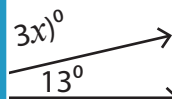
Members, please log in to download this worksheet.

Not a member? Please sign up to gain complete access.

www.mathworksheets4kids.com

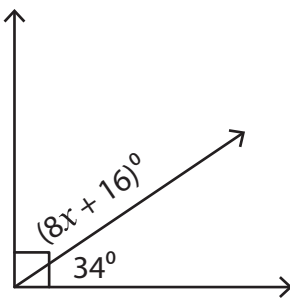


4



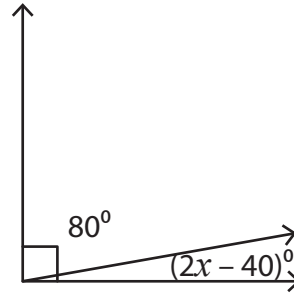
21

7)



$x =$ 5

8)



$x =$ 25