

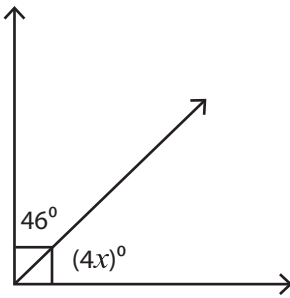
Name : \_\_\_\_\_

## Complementary & Supplementary Angles

One-step: S1

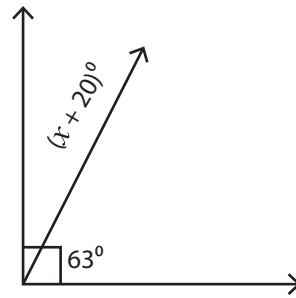
Find the value of  $x$ .

1)




$x =$  \_\_\_\_\_

2)

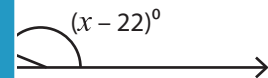


$x =$  \_\_\_\_\_

3)

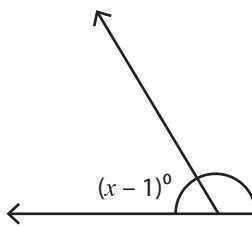


$x =$  \_\_\_\_\_



\_\_\_\_\_

5)



$x =$  \_\_\_\_\_



\_\_\_\_\_

# PREVIEW

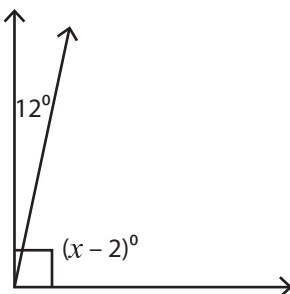
Gain complete access to the largest collection of worksheets in all subjects!

Members, please log in to download this worksheet.

Not a member? Please sign up to gain complete access.

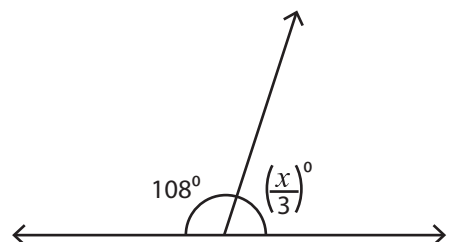
[www.mathworksheets4kids.com](http://www.mathworksheets4kids.com)

7)



$x =$  \_\_\_\_\_

8)



$x =$  \_\_\_\_\_

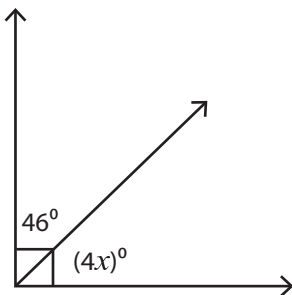
Name : \_\_\_\_\_

**Complementary & Supplementary Angles**

One-step: S1

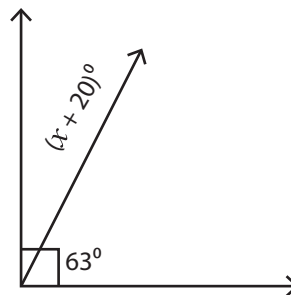
Find the value of  $x$ .

1)




$x =$  11

2)



$x =$  7

3)



$x =$  1

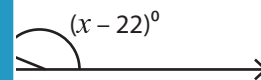
# PREVIEW

Gain complete access to the largest collection of worksheets in all subjects!

Members, please log in to download this worksheet.

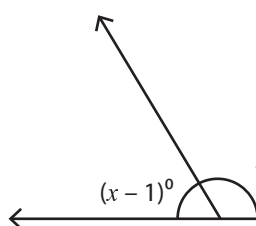
Not a member? Please sign up to gain complete access.

[www.mathworksheets4kids.com](http://www.mathworksheets4kids.com)



180

5)

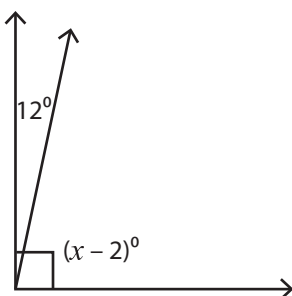


$x =$  6



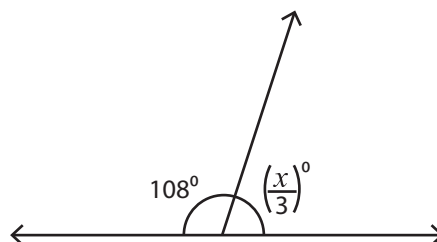
37

7)



$x =$  80

8)



$x =$  216