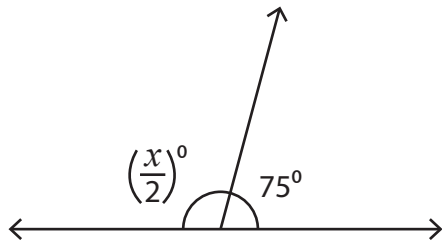


Name : _____

Supplementary Angles

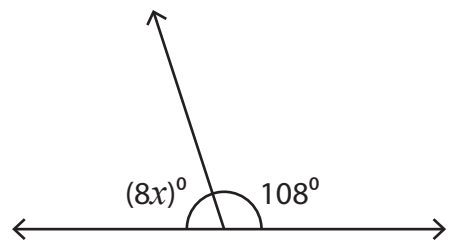
Find the value of x in each supplementary angle pair.

1)



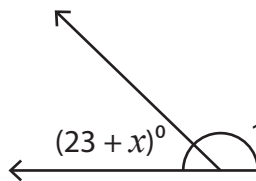
$x =$ _____

2)

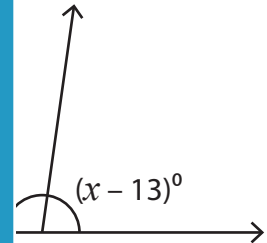


$x =$ _____

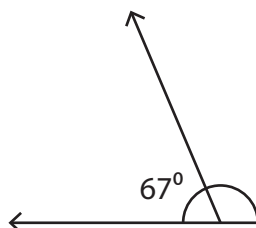
3)



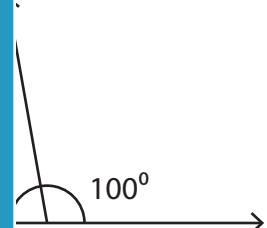
$x =$ _____



5)



$x =$ _____



PREVIEW

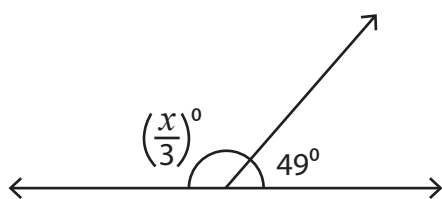
Gain complete access to the largest collection of worksheets in all subjects!

Members, please log in to download this worksheet.

Not a member? Please sign up to gain complete access.

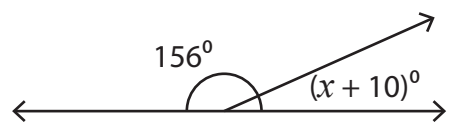
www.mathworksheets4kids.com

7)



$x =$ _____

8)



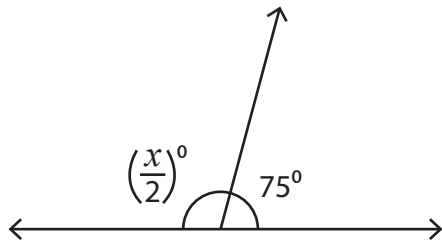
$x =$ _____

Name : _____

Supplementary Angles

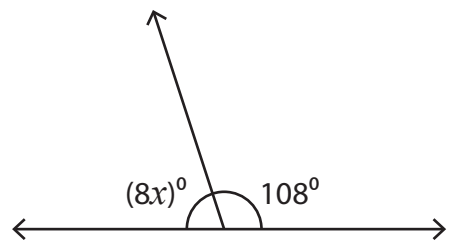
Find the value of x in each supplementary angle pair.

1)



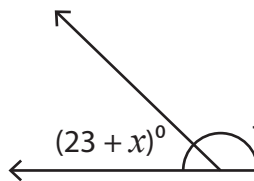
$x =$ 210

2)

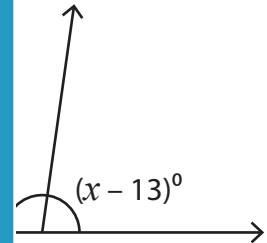


$x =$ 9

3)

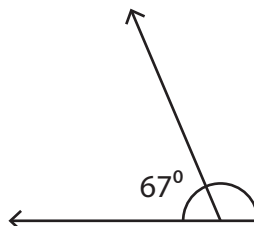


$x =$ 2

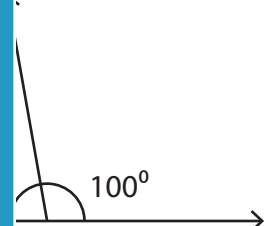


95

5)



$x =$ 13



20

PREVIEW

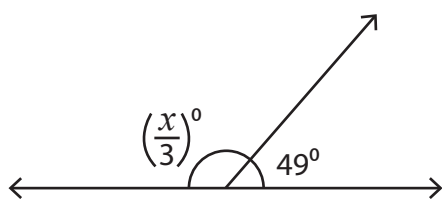
Gain complete access to the largest collection of worksheets in all subjects!

Members, please log in to download this worksheet.

Not a member? Please sign up to gain complete access.

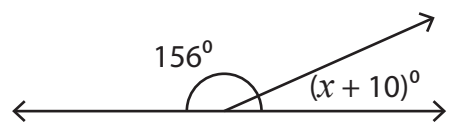
www.mathworksheets4kids.com

7)



$x =$ 393

8)



$x =$ 14