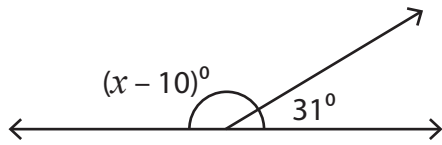


Name : _____

Supplementary Angles

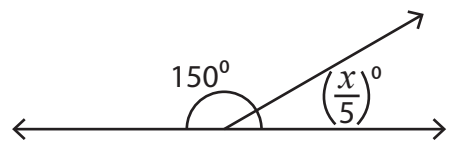
Find the value of x in each supplementary angle pair.

1)



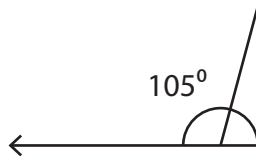
$x =$ _____

2)

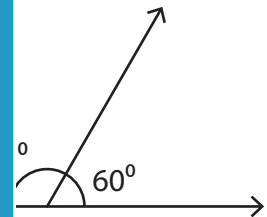


$x =$ _____

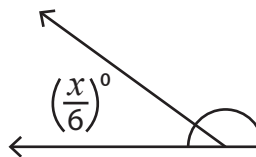
3)



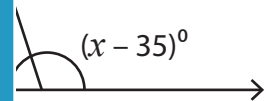
$x =$ _____



5)



$x =$ _____



PREVIEW

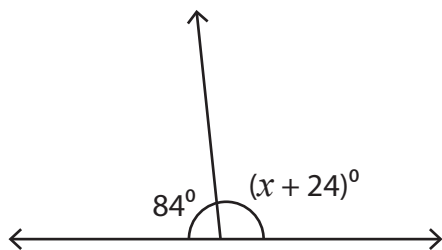
Gain complete access to the largest collection of worksheets in all subjects!

Members, please log in to download this worksheet.

Not a member? Please sign up to gain complete access.

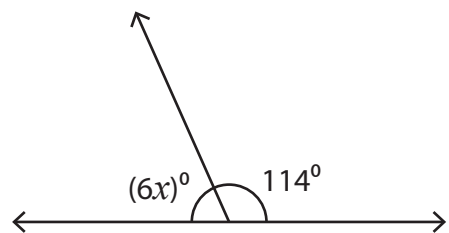
www.mathworksheets4kids.com

7)



$x =$ _____

8)



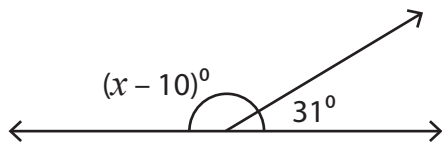
$x =$ _____

Name : _____

Supplementary Angles

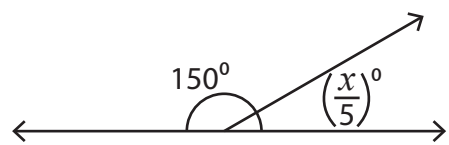
Find the value of x in each supplementary angle pair.

1)



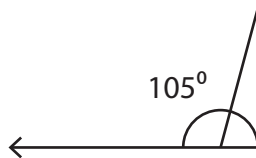
$x = \underline{159}$

2)

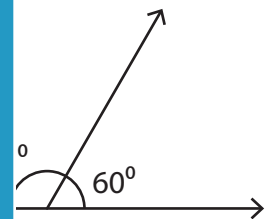


$x = \underline{150}$

3)

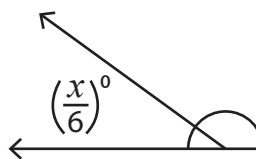


$x = \underline{75}$

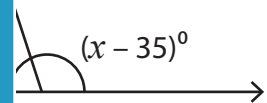


$x = \underline{120}$

5)

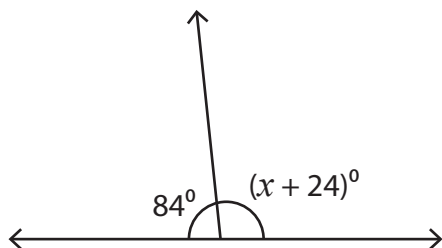


$x = \underline{143}$



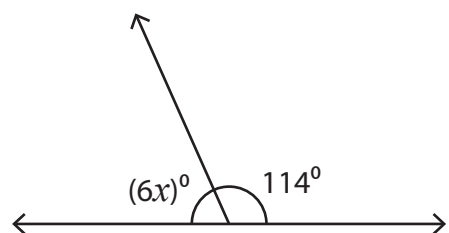
$x = \underline{143}$

7)



$x = \underline{72}$

8)



$x = \underline{11}$

PREVIEW

Gain complete access to the largest collection of worksheets in all subjects!

Members, please log in to download this worksheet.

Not a member? Please sign up to gain complete access.

www.mathworksheets4kids.com