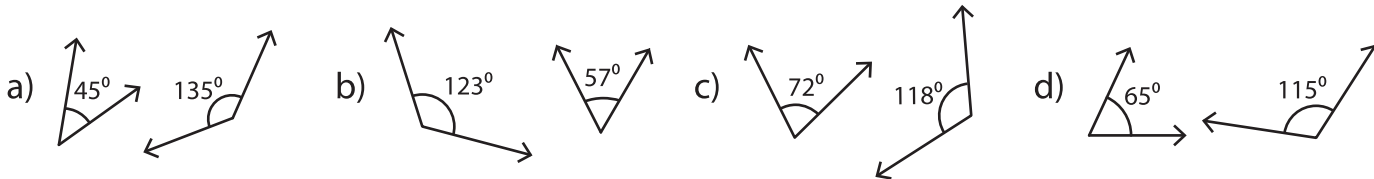


Supplementary Angles

A) 1) Which pair of angles is not supplementary?



2) Which of the following pair of angles is supplementary?

- a) $14^\circ, 175^\circ$ b) $18^\circ, 162^\circ$ c) $11^\circ, 179^\circ$ d) $21^\circ, 163^\circ$

B) Match the following

1) Supplement of _____

2) Supplement of _____

3) Supplement of _____

4) Supplement of _____

174°

62°

137°

53°

PREVIEW

Gain complete access to the largest collection of worksheets in all subjects!

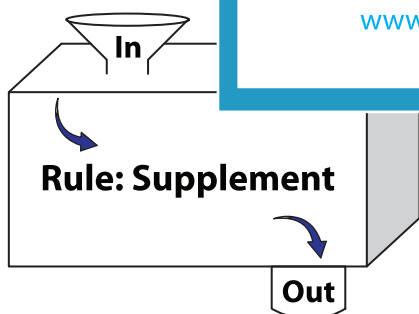
Members, please log in to download this worksheet.

Not a member? Please sign up to gain complete access.

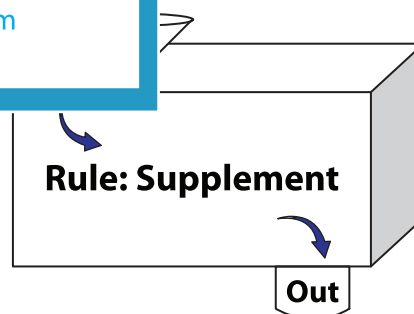
www.mathworksheets4kids.com

C) Complete the in a

1)



In	136°	82°	149°	51°
Out				



In	25°	7°	161°	108°
Out				