

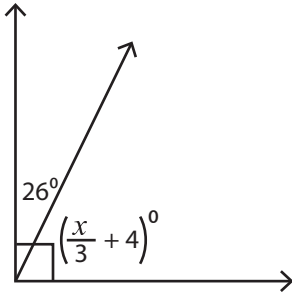
Name : _____

Complementary & Supplementary Angles

Two-step: S2

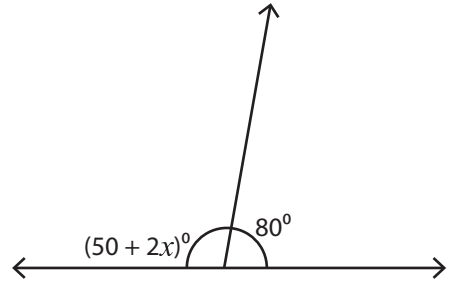
Find the value of x .

1)



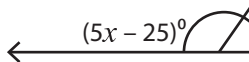
$x =$ _____

2)

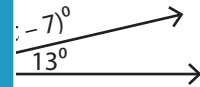


$x =$ _____

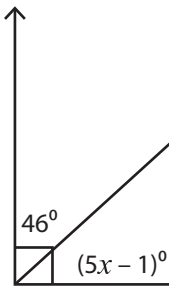
3)



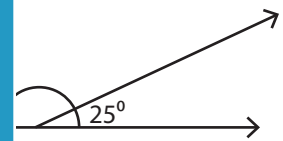
$x =$ _____



5)



$x =$ _____



PREVIEW

Gain complete access to the largest collection of worksheets in all subjects!

Members, please log in to download this worksheet.

Not a member? Please sign up to gain complete access.

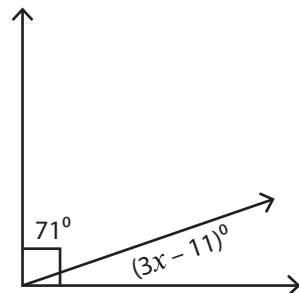
www.mathworksheets4kids.com

7)



$x =$ _____

8)



$x =$ _____

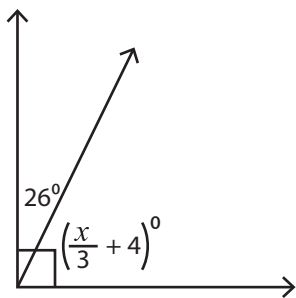
Name : _____

Complementary & Supplementary Angles

Two-step: S2

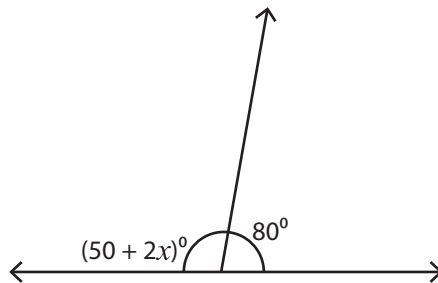
Find the value of x .

1)



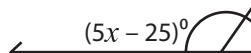
$x =$ 180

2)



$x =$ 25

3)



$x =$ 3

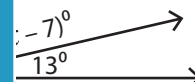
PREVIEW

Gain complete access to the largest collection of worksheets in all subjects!

Members, please log in to download this worksheet.

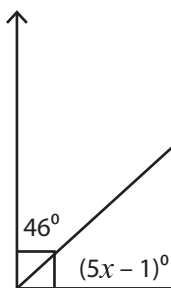
Not a member? Please sign up to gain complete access.

www.mathworksheets4kids.com

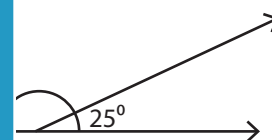


$x =$ 42

5)



$x =$ 9



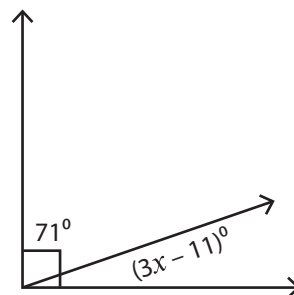
$x =$ 82

7)



$x =$ 65

8)



$x =$ 10